


# MESA VERDE ELEMENTARY SCHOOL

## ROOF REPLACEMENT

Amphitheater Public Schools


September 2021

100% Construction Documents




**Breckenridge**  
g r o u p  
a r c h i t e c t s  
p l a n n e r s

Job No. 17.14.60



**Breckenridge**  
g r o u p  
a r c h i t e c t s  
p l a n n e r s  
1735 e ft. lowell rd. #12  
tucson arizona 85719  
5 2 0 . 8 8 2 . 9 9 4 4

Amphitheater Public Schools  
Mesa Verde Elementary School  
Roof Replacement  
SFB Project No.: 100210116-9999-039-BRG



PROJECT NO:  
17.14.60

DATE:  
SEPTEMBER 2021

REVISION SCHEDULE:			
#	DATE	DESCRIPTION	ISSUED TO

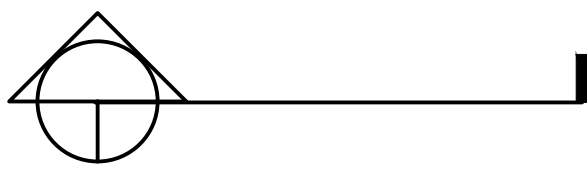
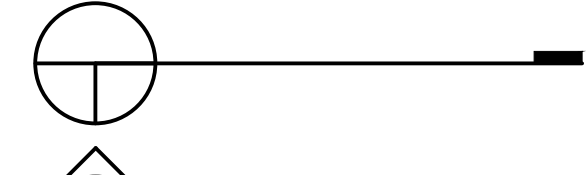
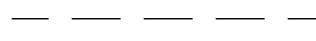















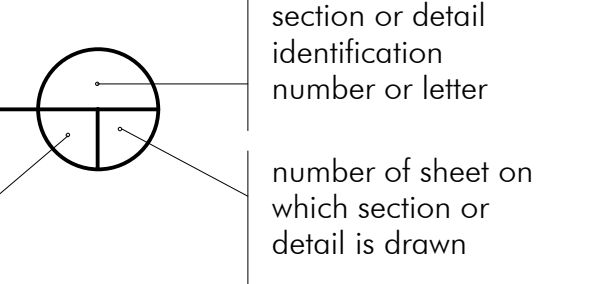



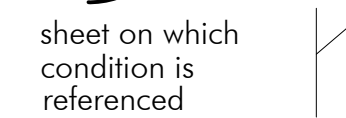






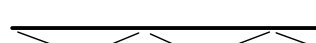



































































































DRAWN BY: SC  
CHECKED BY: KDB

THIS DRAWING IS NOT TO BE USED FOR  
CONSTRUCTION PURPOSES UNTIL SEALED AND SIGNED BY  
ARCHITECTS OF BRECKENRIDGE GROUP INC., ARCHITECTS /  
PLANNERS, OR DESIGNATED CONSULTANTS.  
DRAWINGS ARE COPYRIGHTED BY BRECKENRIDGE GROUP  
ARCHITECTS / PLANNERS. ANY REPRODUCTION OR REUSE  
WITHOUT WRITTEN PERMISSION IS STRICTLY FORBIDDEN. ©

Cover Sheet

G1.0

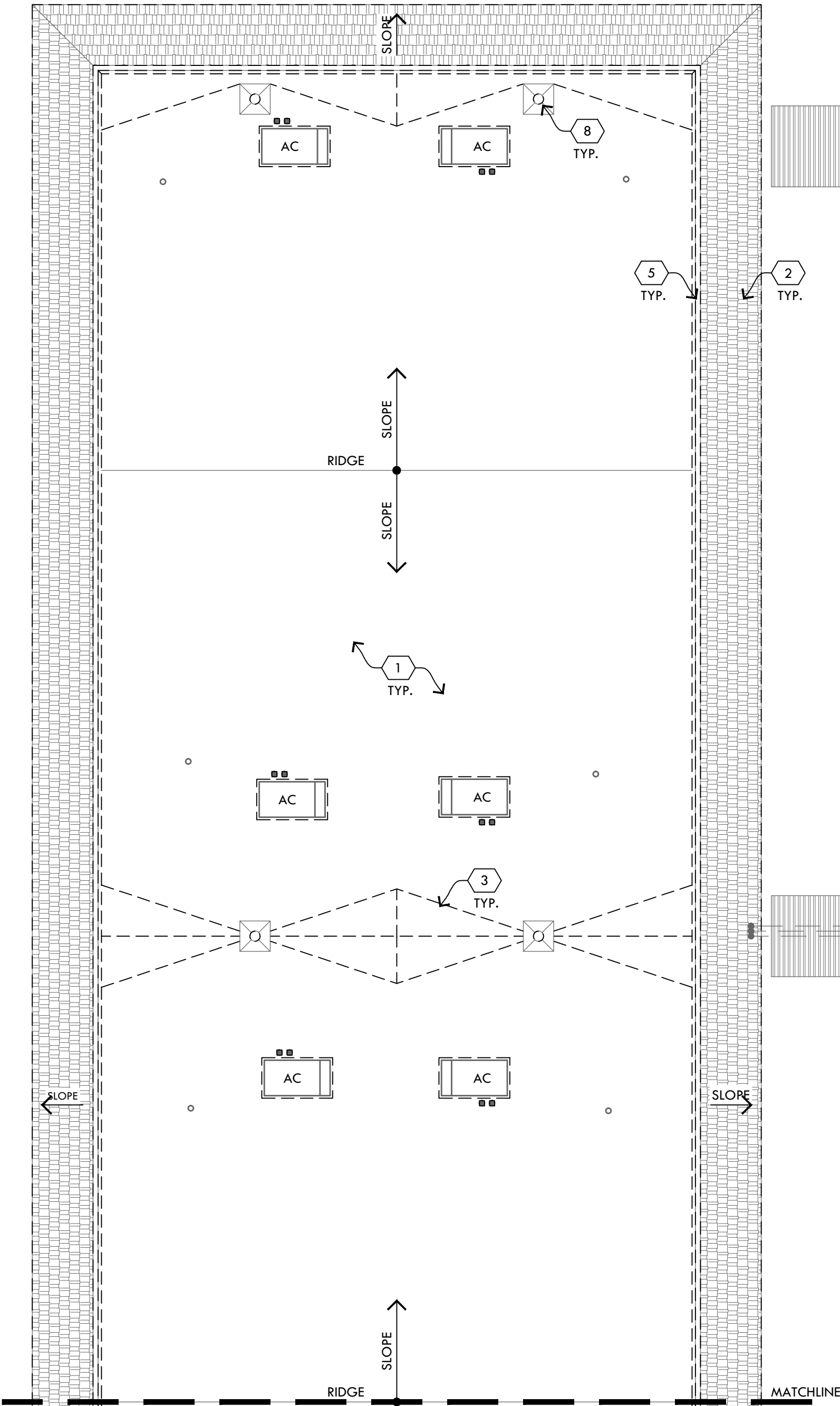
CHECKED BY:  
DRAWN BY:

ABBREVIATIONS			SYMBOLS LEGEND			MATERIALS			PROJECT TEAM			INDEX		
A.B. A.B.C. A.C. ADJ A E C AFF ALLOW ALT ALUM AMP A.P. A.T. @ AUTO	ANCHOR BOLT AGGREGATE BASE COURSE AIR CONDITIONING ADJACENT ACID ETCHED CONCRETE ABOVE FINISH FLOOR ALLOWANCE ALTERNATE ALUMINUM AMPERE ACCESS PANEL ACOUSTICAL TILE AT AUTOMATIC	N.I.C. NOM. NO. N.T.S.  O/ O.C. O.D. O.F. O.F.C.I.  O.F.O.I.  OPNG. OPP.	NOT IN CONTRACT NOMINAL NUMBER NOT TO SCALE  OVER OR ON ON CENTER OUTSIDE DIAMETER OUTSIDE FACE OWNER FURNISHED CONTRACTOR INSTALLED OWNER FURNISHED OWNER INSTALLED OPENING OPPOSITE	 BUILDING SECTION	 WALL SECTION DETAIL	EXISTING WALL REMOVED		EXISTING WALL TO REMAIN		EARTH		<b>Project Address</b> MESA VERDE ELEMENTARY SCHOOL 1661 W. SAGE STREET TUCSON, AZ 85704	SHEET NUMBER	SHEET TITLE
BD B.L. BLDG. BLKG. BM. BOT. BRG. BSMT. BTWN. B.U.	BOARD BUILDING LINE BUILDING BLOCKING BEAM BOTTOM BEARING BASEMENT BETWEEN BUILT UP	P P.C. PE PERP. PL PLAS PL.GL. PLAS. LAM. PLYWD. PNL. PR. PROJ. PT PTN. PUB. PUR. PVC PTD. Ø	PAVEMENT PULL CHAIN PIECE PERPENDICULAR PLATE PLASTER PLATE GLASS PLASTIC LAMINATE PLYWOOD PANEL PAIR PROJECT PRESSURE TREATED PARTITION PUBLIC PURLIN POLYVINYL CHLORIDE PAINTED PHASE	 EXTERIOR ELEVATION	 INTERIOR ELEVATION	CONCRETE		CONCRETE MASONRY UNITS		BRICK		<b>Owner</b> AMPHITHEATER PUBLIC SCHOOLS 701 W. WETMORE ROAD TUCSON, AZ 85705	G1.0 G2.0	COVER SHEET GENERAL INFORMATION
CAB C.B. C.BD. CEM. CEM. PLAS. CER. C.F.C.I.	CABINET CATCH BASIN CEMENT BOARD CEMENT CEMENT PLASTER CERAMIC CONTRACTOR FURNISH CONTRACTOR INSTALL CUBIC FEET PER MINUTE CHANNELS CAST IRON CIRCUIT CONTROL JOINT CENTER LINE CEILING CULTURED MARBLE CONCRETE MASONRY UNIT CLEAN OUT COLUMN COMBINATION CONCRETE CONSTRUCTION CONTINUOUS CARPET COUNTERSINK CERAMIC TILE COLD WATER	Q.T.	QUARRY TILE	 Detail or Section Name Scale 	 Detail or Section Name Scale 	WOOD STUDS		ROUGH FRAMING		BLOCKING		<b>Owner Contact</b> TRACY HILL CONSTRUCTION PROJECT MANAGER AMPHITHEATER PUBLIC SCHOOLS 520.696.5153	A1.1 A1.2 A2.1 A2.2 A3.1 A3.2	ARCHITECTURAL DEMOLITION ROOF PLAN (NORTH) DEMOLITION ROOF PLAN (SOUTH) ROOF PLAN (NORTH) ROOF PLAN (SOUTH) ROOF DETAILS ROOF DETAILS
CFM C C.I. CIR. C.J. C.L. CLG. CM. CMU C.O. COL. COMB. CONC. CONST. CONT. CPT. CSK. C.T. C.W.	DETAIL DRINKING FOUNTAIN DIMENSION DOWN DITTO DOOR DOWN SPOUT DRAWING  EACH EACH FACE EXPANSION JOINT ELECTRICAL ELEVATION ENTRANCE EQUAL EQUIPMENT EACH WAY ELECTRIC WATER COOLER EXHAUST EXISTING EXPANSION EXTERIOR EXISTING	R RAD. R.A. RCPT. R.D. REC. REG. REENF. REQ'D. REV. RFG. RM. R.O. S.C. SCWD. SCHED. SECT. SQ. FT. SHT. SIM. SLV S.M. SPECS. SPKR. SQ. S.S. S.STL. STD. STOR. STL. STRUCT. SUSP. CLG.	RISER RADIUS RETURN AIR RECEPTACLE ROOF DRAIN RECESSED REGISTER REENFORCEMENT REQUIRED REVISION ROOFING ROOM ROUGH OPENING SOLID CORE SOLID CORE WOOD DOOR SECTION SQUARE FOOT SHEET SIMILAR SHORT LEG VERTICAL SHEET METAL SPECIFICATIONS SPEAKER SQUARE SERVICE SINK STAINLESS STEEL STANDARD STORAGE STEEL STRUCTURAL SUSPENDED CEILING	 Plan North	 section or detail identification number or letter  number of sheet on which section or detail is drawn	METAL STUDS (SECTION)		STRUCTURAL STEEL		BATT INSULATION		<b>Architect</b> BRECKENRIDGE GROUP, INC. 1735 E. FORT LOWELL ROAD #12 TUCSON, AZ 85719	<b>Contractor</b> TBD	
DET. D.F. DIM. DNL. DO DR. D.S. DWG.	DETAIL DRINKING FOUNTAIN DIMENSION DOWN DITTO DOOR DOWN SPOUT DRAWING	SQ. FT. SHT. SIM. SLV S.M. SPECS. SPKR. SQ. S.S. S.STL. STD. STOR. STL. STRUCT. SUSP. CLG.	SQUARE FOOT SHEET SIMILAR SHORT LEG VERTICAL SHEET METAL SPECIFICATIONS SPEAKER SQUARE SERVICE SINK STAINLESS STEEL STANDARD STORAGE STEEL STRUCTURAL SUSPENDED CEILING	 sheet on which condition is referenced	 ROOM NUMBER	FULL HEIGHT INSULATION		STRUCTURAL STUDS		CEILING TILE		<b>APPLICABLE CODES</b> 1. PROJECT HAS BEEN DESIGNED TO COMPLY WITH 2018 INTERNATIONAL BUILDING CODE (IBC) AND 2010 ADA STANDARDS FOR ACCESSIBLE DESIGN.		
EA. E.F. E.J. ELEC. ELEV. ENT. EQ. EQUIP. E.W. EWC EXH. EXIST'G. EXP. EXT. (E)	EACH EACH FACE EXPANSION JOINT ELECTRICAL ELEVATION ENTRANCE EQUAL EQUIPMENT EACH WAY ELECTRIC WATER COOLER EXHAUST EXISTING EXPANSION EXTERIOR EXISTING	T T&G TEL. TH. THR. T.O.B. T.O.C. T.O.F. T.O.M. T.O.W. T.O.W. T.S. T.T.B. TV TYP.	TREAD TONGUE AND GROOVE TELEPHONE THICK THRESHOLD TOP OF BEAM TOP OF CURB TOP OF FOOTING TOP OF MASONRY TOP OF WALL TUBE STEEL TELEPHONE TERMINAL BOARD TV TYPICAL	 ROOM NUMBER	CONSTRUCTION NOTE	WELDED WIRE MESH		ASPHALT		GYPSUM WALL BOARD				<b>APPLICABLE CODES</b> 1. PROJECT HAS BEEN DESIGNED TO COMPLY WITH 2018 INTERNATIONAL BUILDING CODE (IBC) AND 2010 ADA STANDARDS FOR ACCESSIBLE DESIGN.
F.D. FCO FDN. F.E. FEC F.F.E. FIN. FLSH. FLR. FLUOR. F.S. FT. FTG. FURR.	FLOOR DRAIN FLOOR CLEAN OUT FOUNDATION FIRE EXTINGUISHER FIRE EXTINGUISHER CABINET FINISH FLOOR ELEVATION FINISH FLASHING FLOOR FLUORESCENT FLOOR SINK FEET FOOTING FURRING	U.N.O.	UNLESS NOTED OTHERWISE	 ROOM NUMBER	FIXTURE NOTE	OPENING SYMBOL		CEILING TILE		DEMOLITION NOTE		<b>APPLICABLE CODES</b> 1. PROJECT HAS BEEN DESIGNED TO COMPLY WITH 2018 INTERNATIONAL BUILDING CODE (IBC) AND 2010 ADA STANDARDS FOR ACCESSIBLE DESIGN.		
GA. GALV. GFR	GAUGE GALVANIZED GLASS FIBER REINFORCED CONCRETE GLUE LAMB BEAM GYPSUM WALL BOARD	V OR VENT VCP VCT VERT. VTR	VENTILATE VITRIFIED CLAY PIPE VINYL COMPOSITION TILE VERTICAL VENT THRU ROOF	 ROOM NUMBER	CONSTRUCTION NOTE	ELEVATION (section)		WELDED WIRE MESH		ELEVATION (plan)				<b>APPLICABLE CODES</b> 1. PROJECT HAS BEEN DESIGNED TO COMPLY WITH 2018 INTERNATIONAL BUILDING CODE (IBC) AND 2010 ADA STANDARDS FOR ACCESSIBLE DESIGN.
GLB GWB	GLUE LAMB BEAM GYPSUM WALL BOARD	W/ W.C. WCO W.I. WRGWB	WITH WATER CLOSET WALL CLEAN OUT WROUGHT IRON WATER RESISTANT - GYPSUM WALL BOARD	 ROOM NUMBER	CONSTRUCTION NOTE	REVISION NUMBER		FULL HEIGHT INSULATION		REVISION NUMBER		<b>APPLICABLE CODES</b> 1. PROJECT HAS BEEN DESIGNED TO COMPLY WITH 2018 INTERNATIONAL BUILDING CODE (IBC) AND 2010 ADA STANDARDS FOR ACCESSIBLE DESIGN.		
H.B. H.C. HDW. H.M. HORIZ. H.P. HT. H.W. HWR	HOSE BIB HOLLOW CORE HARDWARE HOLLOW METAL HORIZONTAL HORSEPOWER HEIGHT HOT WATER HOT WATER RETURN	W.SCT. WT. W.W.M. WD. WDW. W.P. W.R.	WAINSCOT WEIGHT WELDED WIRE MESH WOOD WINDOW WATER PROOF WATER RESISTANT	 ROOM NUMBER	CONSTRUCTION NOTE	FIXTURE NOTE		ASPHALT		OPENING SYMBOL				<b>APPLICABLE CODES</b> 1. PROJECT HAS BEEN DESIGNED TO COMPLY WITH 2018 INTERNATIONAL BUILDING CODE (IBC) AND 2010 ADA STANDARDS FOR ACCESSIBLE DESIGN.
ICC. I.D. I.F. INFO. INS. INT.	INTEGRAL COLOR CONCRETE INSIDE DIAMETER INSIDE FACE INFORMATION INSULATION INTERIOR			 ROOM NUMBER	CONSTRUCTION NOTE	DEMOLITION NOTE		WELDED WIRE MESH		ELEVATION (section)		<b>APPLICABLE CODES</b> 1. PROJECT HAS BEEN DESIGNED TO COMPLY WITH 2018 INTERNATIONAL BUILDING CODE (IBC) AND 2010 ADA STANDARDS FOR ACCESSIBLE DESIGN.		
J.B. J.C. JST. JT.	JUNCTION BOX JANITOR'S CLOSET JOIST JOINT			 ROOM NUMBER	CONSTRUCTION NOTE	ELEVATION (plan)		WELDED WIRE MESH		ELEVATION (plan)				<b>APPLICABLE CODES</b> 1. PROJECT HAS BEEN DESIGNED TO COMPLY WITH 2018 INTERNATIONAL BUILDING CODE (IBC) AND 2010 ADA STANDARDS FOR ACCESSIBLE DESIGN.
LAV	LAVATORY			 ROOM NUMBER	CONSTRUCTION NOTE	REVISION NUMBER		FULL HEIGHT INSULATION		REVISION NUMBER		<b>APPLICABLE CODES</b> 1. PROJECT HAS BEEN DESIGNED TO COMPLY WITH 2018 INTERNATIONAL BUILDING CODE (IBC) AND 2010 ADA STANDARDS FOR ACCESSIBLE DESIGN.		
MAS. MAT. MAX. M.B. MCJ MECH. MEMB. MFG. M.H. MIN. MISC. M.L. MO MTD. MTL. MULL.	MASONRY MATERIAL MAXIMUM MACHINE BOLT MASONRY CONTROL JOINT MECHANICAL MEMBRANE MANUFACTURER MANHOLE MINIMUM MISCELLANEOUS METAL LATH MASONRY OPENING MOUNTED METAL MULLION			 ROOM NUMBER	CONSTRUCTION NOTE	FIXTURE NOTE		ASPHALT		OPENING SYMBOL				<b>APPLICABLE CODES</b> 1. PROJECT HAS BEEN DESIGNED TO COMPLY WITH 2018 INTERNATIONAL BUILDING CODE (IBC) AND 2010 ADA STANDARDS FOR ACCESSIBLE DESIGN.
				 ROOM NUMBER	CONSTRUCTION NOTE	DEMOLITION NOTE		WELDED WIRE MESH		ELEVATION (section)		<b>APPLICABLE CODES</b> 1. PROJECT HAS BEEN DESIGNED TO COMPLY WITH 2018 INTERNATIONAL BUILDING CODE (IBC) AND 2010 ADA STANDARDS FOR ACCESSIBLE DESIGN.		
				 ROOM NUMBER	CONSTRUCTION NOTE	ELEVATION (plan)		WELDED WIRE MESH		ELEVATION (plan)				<b>APPLICABLE CODES</b> 1. PROJECT HAS BEEN DESIGNED TO COMPLY WITH 2018 INTERNATIONAL BUILDING CODE (IBC) AND 2010 ADA STANDARDS FOR ACCESSIBLE DESIGN.
				 ROOM NUMBER	CONSTRUCTION NOTE	REVISION NUMBER		FULL HEIGHT INSULATION		REVISION NUMBER		<b>APPLICABLE CODES</b> 1. PROJECT HAS BEEN DESIGNED TO COMPLY WITH 2018 INTERNATIONAL BUILDING CODE (IBC) AND 2010 ADA STANDARDS FOR ACCESSIBLE DESIGN.		
				 ROOM NUMBER	CONSTRUCTION NOTE	FIXTURE NOTE		ASPHALT		OPENING SYMBOL				<b>APPLICABLE CODES</b> 1. PROJECT HAS BEEN DESIGNED TO COMPLY WITH 2018 INTERNATIONAL BUILDING CODE (IBC) AND 2010 ADA STANDARDS FOR ACCESSIBLE DESIGN.
				 ROOM NUMBER	CONSTRUCTION NOTE	DEMOLITION NOTE		WELDED WIRE MESH		ELEVATION (section)		<b>APPLICABLE CODES</b> 1. PROJECT HAS BEEN DESIGNED TO COMPLY WITH 2018 INTERNATIONAL BUILDING CODE (IBC) AND 2010 ADA STANDARDS FOR ACCESSIBLE DESIGN.		
				 ROOM NUMBER	CONSTRUCTION NOTE	ELEVATION (plan)		WELDED WIRE MESH		ELEVATION (plan)				<b>APPLICABLE CODES</b> 1. PROJECT HAS BEEN DESIGNED TO COMPLY WITH 2018 INTERNATIONAL BUILDING CODE (IBC) AND 2010 ADA STANDARDS FOR ACCESSIBLE DESIGN.
				 ROOM NUMBER	CONSTRUCTION NOTE	REVISION NUMBER		FULL HEIGHT INSULATION		REVISION NUMBER		<b>APPLICABLE CODES</b> 1. PROJECT HAS BEEN DESIGNED TO COMPLY WITH 2018 INTERNATIONAL BUILDING CODE (IBC) AND 2010 ADA STANDARDS FOR ACCESSIBLE DESIGN.		
				 ROOM NUMBER	CONSTRUCTION NOTE	FIXTURE NOTE		ASPHALT		OPENING SYMBOL				<b>APPLICABLE CODES</b> 1. PROJECT HAS BEEN DESIGNED TO COMPLY WITH 2018 INTERNATIONAL BUILDING CODE (IBC) AND 2010 ADA STANDARDS FOR ACCESSIBLE DESIGN.
				 ROOM NUMBER	CONSTRUCTION NOTE	DEMOLITION NOTE		WELDED WIRE MESH		ELEVATION (section)		<b>APPLICABLE CODES</b> 1. PROJECT HAS BEEN DESIGNED TO COMPLY WITH 2018 INTERNATIONAL BUILDING CODE (IBC) AND 2010 ADA STANDARDS FOR ACCESSIBLE DESIGN.		
				 ROOM NUMBER	CONSTRUCTION NOTE	ELEVATION (plan)		WELDED WIRE MESH		ELEVATION (plan)				<b>APPLICABLE CODES</b> 1. PROJECT HAS BEEN DESIGNED TO COMPLY WITH 2018 INTERNATIONAL BUILDING CODE (IBC) AND 2010 ADA STANDARDS FOR ACCESSIBLE DESIGN.
				 ROOM NUMBER	CONSTRUCTION NOTE	REVISION NUMBER		FULL HEIGHT INSULATION		REVISION NUMBER		<b>APPLICABLE CODES</b> 1. PROJECT HAS BEEN DESIGNED TO COMPLY WITH 2018 INTERNATIONAL BUILDING CODE (IBC) AND 2010 ADA STANDARDS FOR ACCESSIBLE DESIGN.		
				 ROOM NUMBER	CONSTRUCTION NOTE	FIXTURE NOTE		ASPHALT		OPENING SYMBOL				<b>APPLICABLE CODES</b> 1. PROJECT HAS BEEN DESIGNED TO COMPLY WITH 2018 INTERNATIONAL BUILDING CODE (IBC) AND 2010 ADA STANDARDS FOR ACCESSIBLE DESIGN.
				 ROOM NUMBER	CONSTRUCTION NOTE	DEMOLITION NOTE		WELDED WIRE MESH		ELEVATION (section)		<b>APPLICABLE CODES</b> 1. PROJECT HAS BEEN DESIGNED TO COMPLY WITH 2018 INTERNATIONAL BUILDING CODE (IBC) AND 2010 ADA STANDARDS FOR ACCESSIBLE DESIGN.		
				 ROOM NUMBER	CONSTRUCTION NOTE	ELEVATION (plan)		WELDED WIRE MESH		ELEVATION (plan)				<b>APPLICABLE CODES</b> 1. PROJECT HAS BEEN DESIGNED TO COMPLY WITH 2018 INTERNATIONAL BUILDING CODE (IBC) AND 2010 ADA STANDARDS FOR ACCESSIBLE DESIGN.
				 ROOM NUMBER	CONSTRUCTION NOTE	REVISION NUMBER		FULL HEIGHT INSULATION		REVISION NUMBER		<b>APPLICABLE CODES</b> 1. PROJECT HAS BEEN DESIGNED TO COMPLY WITH 2018 INTERNATIONAL BUILDING CODE (IBC) AND 2010 ADA STANDARDS FOR ACCESSIBLE DESIGN.		
				 ROOM NUMBER	CONSTRUCTION NOTE	FIXTURE NOTE		ASPHALT		OPENING SYMBOL				<b>APPLICABLE CODES</b> 1. PROJECT HAS BEEN DESIGNED TO COMPLY WITH 2018 INTERNATIONAL BUILDING CODE (IBC) AND 2010 ADA STANDARDS FOR ACCESSIBLE DESIGN.
				 ROOM NUMBER	CONSTRUCTION NOTE	DEMOLITION NOTE		WELDED WIRE MESH						



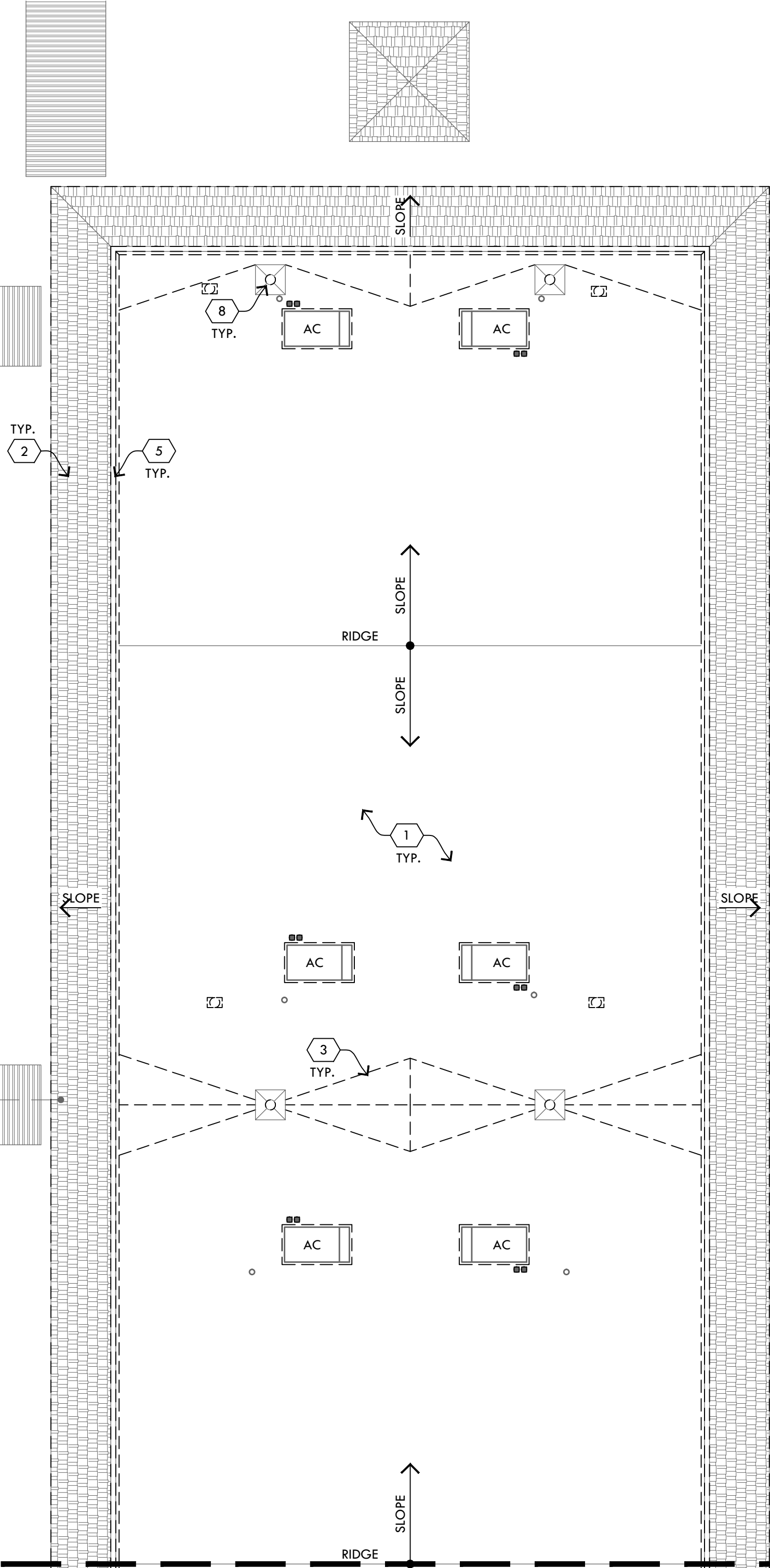
Demolition General Notes

1. BUILDING AND SITE WILL BE OCCUPIED DURING CONSTRUCTION.
2. EXISTING CONDITIONS SHOWN ARE APPROXIMATE. CONTRACTOR SHALL FIELD VERIFY ALL EXISTING CONDITIONS.
3. CONDITIONS SHOWN ARE FOR GUIDANCE AND GENERAL INFORMATION ONLY. CONTRACTOR SHALL VISIT THE SITE AND EVALUATE ALL (E) CONDITIONS IN THE FIELD AND PROVIDE FOR ALL COSTS RELATED TO ACCOMPLISHING THE WORK. NOTES SHOWN ON THE CONTRACT DOCUMENTS SHALL BE INCORPORATED INTO THE PROJECT AT ALL APPROPRIATE LOCATIONS, WHETHER OR NOT SPECIFICALLY REFERENCED.
4. CONTRACTOR SHALL PROTECT EXISTING STRUCTURES AND UTILITIES THAT ARE NOT TO BE REMOVED FROM INJURY OR DAMAGE RESULTING FROM THE CONTRACTOR'S OPERATION. CONTRACTOR SHALL REPLACE DAMAGED IMPROVEMENTS AND UTILITIES IN KIND.
5. ALL SURFACES THAT AN EXISTING ITEM IS REMOVED FROM SHALL BE PATCHED AND REPAIRED TO MATCH ORIGINAL CONDITION OF THE SURFACE. IF THE SURFACE WILL BE ALTERED OR CHANGED BY THE CONSTRUCTION, PATCH AND REPAIR SHALL MEET CONSTRUCTION REQUIREMENTS. ALL PATCHING AND REPAIR SHALL BE WITH MATERIALS TO MATCH EXISTING U.N.O.
6. CONTRACTOR SHALL LEAVE AREAS AFFECTED BY DEMOLITION AND SURROUNDING AREAS CLEAN AT THE END OF THE WORK DAY. SURROUNDING AREAS NOT INCLUDED IN THE SCOPE OR LIMITS OF WORK SHALL BE PROTECTED FROM DUST AND DEBRIS.
7. REMOVE ROOFING DOWN TO STRUCTURAL DECK U.N.O.
8. ALL ROOF EDGE FLASHING, COPINGS, BASE FLASHING, COUNTER FLASHING, AND ROOF PENETRATION FLASHING TO BE REMOVED AND REPLACED U.N.O.
9. REMOVE EXISTING PITCH POCKETS. PROVIDE LIQUID FLASHING MEMBRANE AT ALL PIPE/CONDUIT PENETRATIONS U.N.O.
10. FOLLOWING THE REMOVAL OF EXISTING ROOFING MATERIAL, THE CONTRACTOR SHALL PERFORM A GENERAL CONDITION SITE INSPECTION. NOTIFY ARCHITECT OF CONDITIONS.
11. REMOVE AND REPLACE ALL DOWNSPOUTS. NEW DOWNSPOUTS SHALL MATCH MATCH (E) PROFILE AND SIZE.



Demolition Keynotes

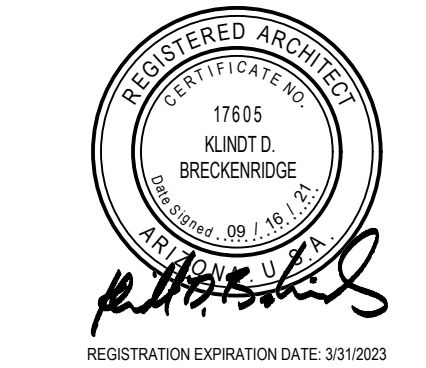
1. REMOVE (E) ROOFING TO STRUCTURAL DECK.
2. REMOVE (E) ASPHALT SHINGLES AND UNDERLAYMENT TO STRUCTURAL DECK.
3. REMOVE (E) CRICKET.
4. REMOVE (E) GUTTER.
5. REMOVE (E) PARAPET COPING.
6. REMOVE WOOD SUPPORTS UNDER (E) EVAPORATIVE COOLER AND PROVIDE COMPOSITE OR RUBBER SUPPORTS W/ SLIP SHEET..
7. REMOVE WOOD SUPPORTS UNDER (E) CONDENSING UNIT AND PROVIDE COMPOSITE OR RUBBER SUPPORTS W/ SLIP SHEET.
8. REMOVE (E) ROOF DRAIN DOME.
9. REMOVE (E) OVERSIZE ROOF CURB.
10. REMOVE (E) ROOF VENT.
11. REMOVE ABANDONED ROOF CURB, INFILL OPENING W/ PLYWOOD ROOF SHEATHING.
12. CUT ABANDONED GAS LINE AND CAP BELOW DECK.
13. CUT ABANDONED CONDUIT AND CAP BELOW DECK.
14. REMOVE (E) ELECTRICAL DISCONNECT AND CAP BELOW DECK.
15. REMOVE (E) COUNTER FLASHING.
16. REMOVE (E) ROOF MONITOR WINDOW.
17. REMOVE (E) WOOD DECK AND FRAMING AS REQUIRED FOR NEW WORK.



Demolition Roof Plan (North)

1" = 10'-0" 0 10' 30'

Amphitheater Public Schools  
Mesa Verde Elementary School  
Roof Replacement  
SFB Project No.: 100210116-9999-039-BRG



PROJECT NO.: 17.14.60

DATE: SEPTEMBER 2021

REVISION SCHEDULE:			
#	DATE	DESCRIPTION	ISSUED TO


DRAWN BY: SC  
CHECKED BY: KDB

THIS DRAWING IS NOT TO BE USED FOR CONSTRUCTION PURPOSES UNTIL SEALED AND SIGNED BY ARCHITECTS OF BRECKENRIDGE GROUP INC., ARCHITECTS / PLANNERS, OR DESIGNATED CONSULTANTS.

DRAWINGS ARE COPYRIGHTED BY BRECKENRIDGE GROUP ARCHITECTS / PLANNERS. ANY REPRODUCTION OR REUSE WITHOUT WRITTEN PERMISSION IS STRICTLY FORBIDDEN.

Demolition  
Roof Plan (North)

A1.1



PROJECT NO.:  
17.14.60

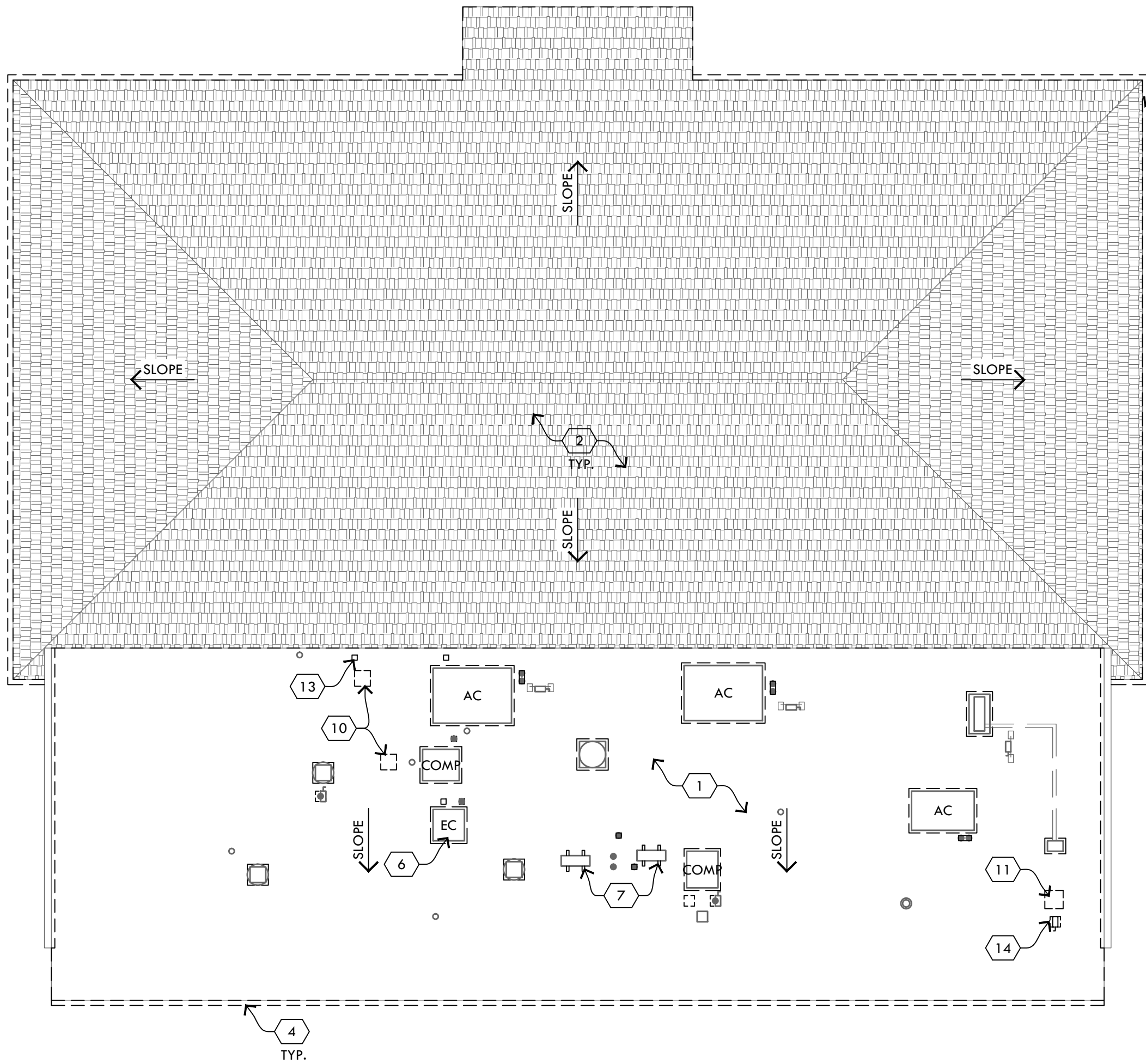
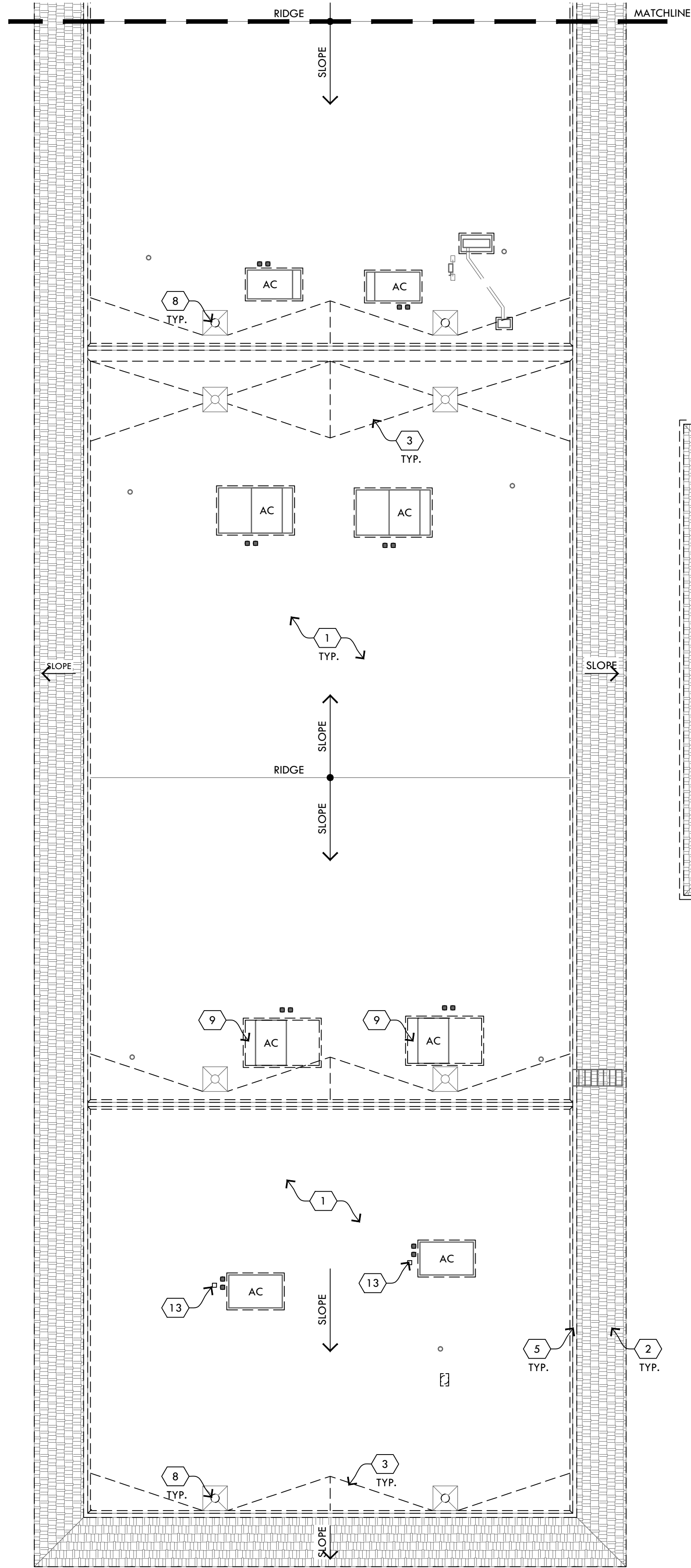
DATE:  
SEPTEMBER 2021

REVISION SCHEDULE:		
#	DATE	DESCRIPTION

DRAWN BY: SC  
CHECKED BY: KDB

THIS DRAWING IS NOT TO BE USED FOR  
CONSTRUCTION PURPOSES UNTIL SEALED AND SIGNED BY  
ARCHITECTS OF BRECKENRIDGE GROUP INC., ARCHITECTS /  
PLANNERS, OR DESIGNATED CONSULTANTS.

DRAWINGS ARE COPYRIGHTED BY BRECKENRIDGE GROUP  
ARCHITECTS / PLANNERS. ANY REPRODUCTION OR REUSE  
WITHOUT WRITTEN PERMISSION IS STRICTLY FORBIDDEN.



## Demolition Keynotes

- 1 REMOVE (E) ROOFING TO STRUCTURAL DECK.
- 2 REMOVE (E) ASPHALT SHINGLES AND UNDERLAYMENT TO STRUCTURAL DECK.
- 3 REMOVE (E) CRICKET.
- 4 REMOVE (E) GUTTER.
- 5 REMOVE (E) PARAPET COPING.
- 6 REMOVE WOOD SUPPORTS UNDER (E) EVAPORATIVE COOLER AND PROVIDE COMPOSITE OR RUBBER SUPPORTS W/ SLIP SHEET.
- 7 REMOVE WOOD SUPPORTS UNDER (E) CONDENSING UNIT AND PROVIDE COMPOSITE OR RUBBER SUPPORTS W/ SLIP SHEET.
- 8 REMOVE (E) ROOF DRAIN DOME.
- 9 REMOVE (E) OVERSIZE ROOF CURB.
- 10 REMOVE (E) ROOF VENT.
- 11 REMOVE ABANDONED ROOF CURB, INFILL OPENING W/ PLYWOOD ROOF SHEATHING.
- 12 CUT ABANDONED GAS LINE AND CAP BELOW DECK.
- 13 CUT ABANDONED CONDUIT AND CAP BELOW DECK.
- 14 REMOVE (E) ELECTRICAL DISCONNECT AND CAP BELOW DECK.
- 15 REMOVE (E) COUNTER FLASHING.

## Demolition General Notes

1. BUILDING AND SITE WILL BE OCCUPIED DURING CONSTRUCTION.
2. EXISTING CONDITIONS SHOWN ARE APPROXIMATE. CONTRACTOR SHALL FIELD VERIFY ALL EXISTING CONDITIONS.
3. CONDITIONS SHOWN ARE FOR GUIDANCE AND GENERAL INFORMATION ONLY. CONTRACTOR SHALL VISIT THE SITE AND EVALUATE ALL (E) CONDITIONS IN THE FIELD AND PROVIDE FOR ALL COSTS RELATED TO ACCOMPLISHING THE WORK. NOTES SHOWN ON THE CONTRACT DOCUMENTS SHALL BE INCORPORATED INTO THE PROJECT AT ALL APPROPRIATE LOCATIONS, WHETHER OR NOT SPECIFICALLY REFERENCED.
4. CONTRACTOR SHALL PROTECT EXISTING STRUCTURES AND UTILITIES THAT ARE NOT TO BE REMOVED FROM INJURY OR DAMAGE RESULTING FROM THE CONTRACTOR'S OPERATION. CONTRACTOR SHALL REPLACE DAMAGED IMPROVEMENTS AND UTILITIES IN KIND.
5. ALL SURFACES THAT AN EXISTING ITEM IS REMOVED FROM SHALL BE PATCHED AND REPAIRED TO MATCH ORIGINAL CONDITION OF THE SURFACE. IF THE SURFACE WILL BE ALTERED OR CHANGED BY THE CONSTRUCTION, PATCH AND REPAIR SHALL MEET CONSTRUCTION REQUIREMENTS. ALL PATCHING AND REPAIR SHALL BE WITH MATERIALS TO MATCH EXISTING U.N.O.
6. CONTRACTOR SHALL LEAVE AREAS AFFECTED BY DEMOLITION AND SURROUNDING AREAS CLEAN AT THE END OF THE WORK DAY. SURROUNDING AREAS NOT INCLUDED IN THE SCOPE OR LIMITS OF WORK SHALL BE PROTECTED FROM DUST AND DEBRIS.
7. REMOVE ROOFING DOWN TO STRUCTURAL DECK U.N.O.
8. ALL ROOF EDGE FLASHING, COPINGS, BASE FLASHING, COUNTER FLASHING, AND ROOF PENETRATION FLASHING TO BE REMOVED AND REPLACED U.N.O.
9. REMOVE EXISTING PITCH POCKETS. PROVIDE LIQUID FLASHING MEMBRANE AT ALL PIPE/CONDUIT PENETRATIONS U.N.O.
10. FOLLOWING THE REMOVAL OF EXISTING ROOFING MATERIAL, THE CONTRACTOR SHALL PERFORM A GENERAL CONDITION SITE INSPECTION. NOTIFY ARCHITECT OF CONDITIONS.
11. REMOVE AND REPLACE ALL DOWNSPOUTS. NEW DOWNSPOUTS SHALL MATCH MATCH (E) PROFILE AND SIZE.



Demolition Roof Plan (South)

1" = 10'-0" 0 10' 30'

Construction General Notes

1. CONTRACTOR SHALL TAPE CHARCOAL FILTER ROLLS OVER AIR INTAKES AND SHUT OFF FRESH AIR INTAKES ON HVAC UNITS DURING ROOFING INSTALLATION.
2. PROVIDE CONDUIT WITH WEATHERHEAD AT CABLE PENETRATIONS AND LIQUID FLASH.
3. REMOVE ALL WOOD AND PVC BLOCKS SUPPORTING DUCTWORK AND PIPING/CONDUIT. ALL DUCTWORK AND PIPING/CONDUIT ON ROOF SHALL BE SUPPORTED USING FACTORY FABRICATED ASSEMBLIES OF SOLID BASE POLYCARBONATE, HIGH DENSITY POLYPROPYLENE PLASTIC, RECYCLED TIRE RUBBER, OR GALVANIZED OR STAINLESS STEEL. SUPPORT ASSEMBLIES SHALL BE VERTICALLY ADJUSTABLE TO ACCOMMODATE SLOPE AND REQUIREMENTS OF THE PROJECT. COORDINATE WITH MANUFACTURER'S REPRESENTATIVE FOR SELECTIONS. FIELD VERIFY PIPING MATERIALS, SIZES, DUTY, LOCATIONS, AND ROOF TYPE. PROVIDE LOOSE-FITTING PIPE CLAMPS AT EACH PIPE SUPPORT; CLAMPS SHALL NOT RESTRICT MOVEMENT OF PIPING. APPROVED MANUFACTURERS: C-PORT/MIFAB (MIFAB.COM), MAPA (MAPAPRODUCTS.COM), MIRO (MIROIND.COM), PHP (PHPSO.COM). PROVIDE SLIP SHEET UNDER ALL EXISTING AND NEW SUPPORTS. EXTEND SLIP SHEET 1/2" BEYOND SUPPORTS.
4. REMOVE ALL PLASTIC CONDENSATE DRAIN PIPING. ALL CONDENSATE DRAIN PIPING ON ROOF SHALL BE TYPE 'M' HARD DRAWN COPPER WITH WROUGHT COPPER FITTINGS. AT CONNECTION TO EACH UNIT PROVIDE DIELECTRIC UNION, TRAP, AND OPEN BREATHER TEE ON DISCHARGE SIDE OF TRAP. SLOPE DRAIN PIPING MIN. 1/4" PER FOOT TO APPROVED DRAINAGE LOCATION. PAINT WHITE.
5. REMOVE ALL PLASTIC ROOF DRAIN DOMES AND PROVIDE CAST IRON ROOF DRAIN DOMES AT ALL ROOF DRAINS AND OVERFLOWS.
6. TEST ALL ROOF DRAINS FOR CLOGS PRIOR TO JOB START. CONTRACTOR SHALL BE RESPONSIBLE FOR ALL ROOF DRAINS TO BE IN WORKING CONDITION UPON PROJECT COMPLETION, AND PRIOR TO FINAL INSPECTION.
7. FLOOD COAT A 4-FOOT BY 6-FOOT AREA AROUND ALL DRAINS AS RECOMMENDED BY ROOFING MANUFACTURER. FLOOD COAT BIRD BATH AREAS IF DISCOVERED.

Symbol Legend

- PLUMBING STACK
- CONDUIT/PIPE PENETRATION
- ⊙

ROOF DRAIN/OVERFLOW
- EXHAUST
- ⊠

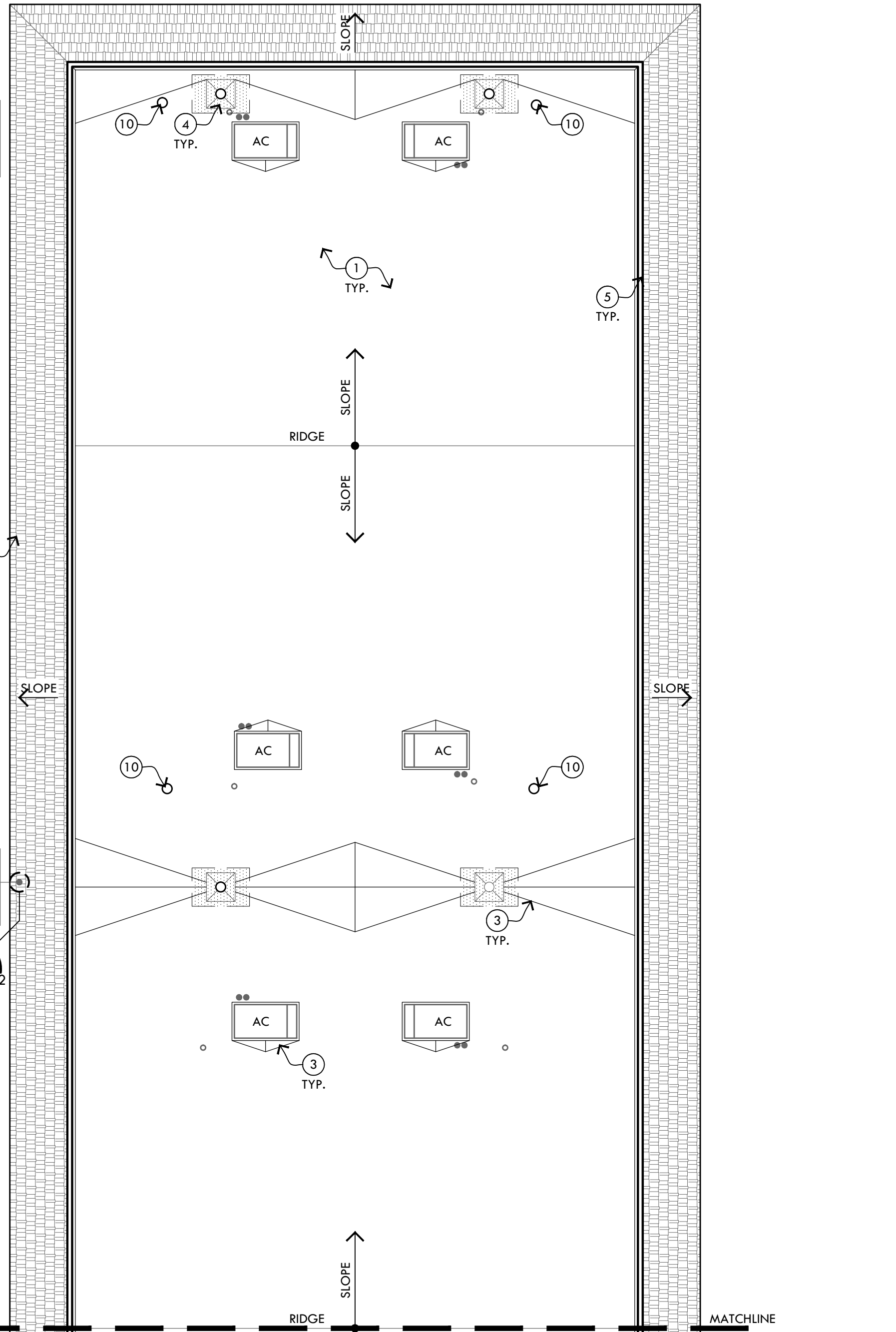
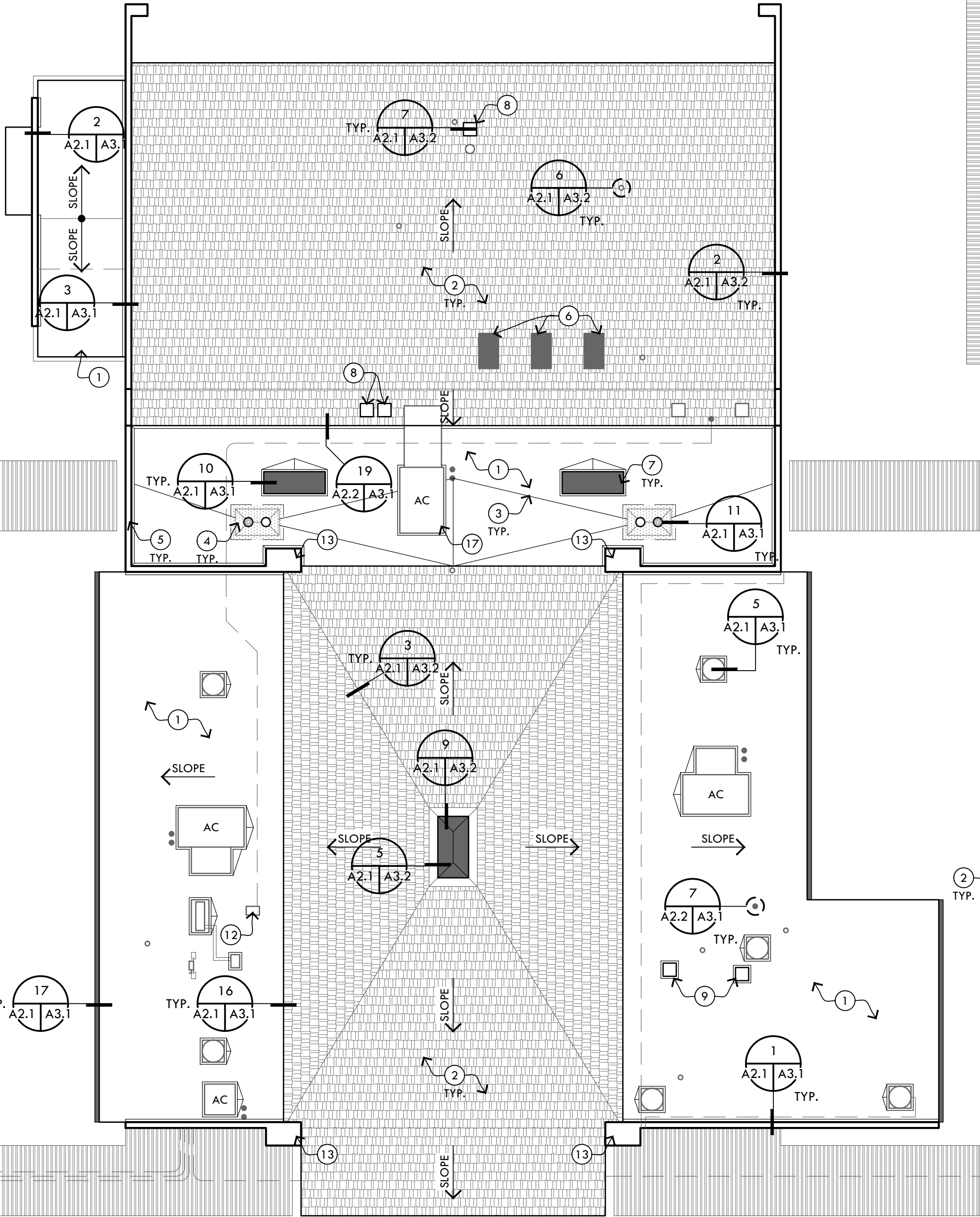
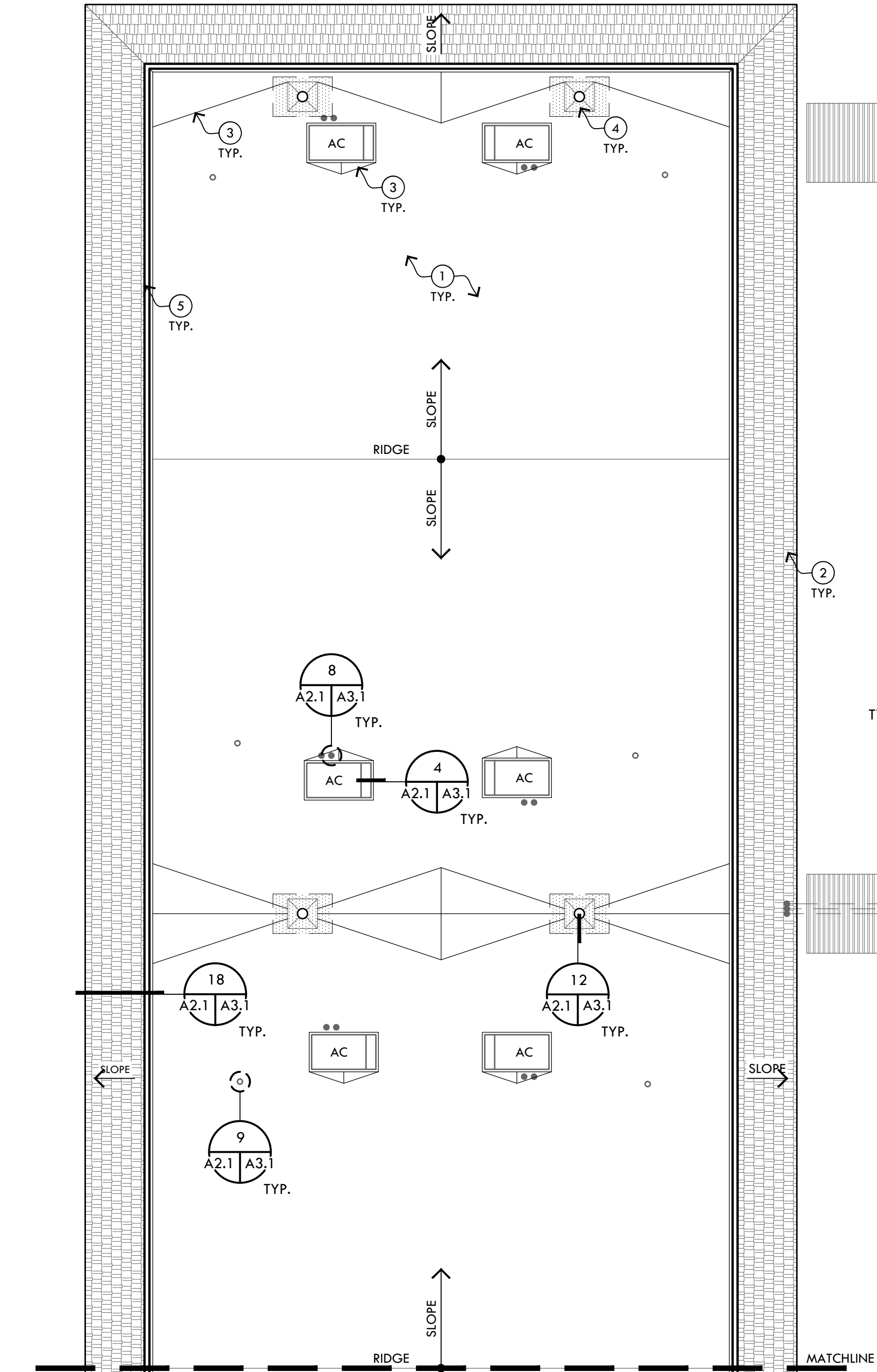
PASSIVE VENT/AIR INTAKE
- AC

AIR CONDITIONING UNIT
- EC

EVAPORATIVE COOLER
- SKYLIGHT
- ▨

FLOOD COAT
- ⎓

DISCONNECT SWITCH
- ROOF MOUNTED CONDUIT/PIPING



Construction Keynotes

1. ROOFING ON COVER BOARD ON ROOF INSULATION.
2. ASPHALT SHINGLES ON UNDERLAYMENT.
3. TAPERED INSULATION CRICKET - SLOPE 1/2" IN 12" MIN.
4. TAPERED INSULATION SUMP AT (E) ROOF DRAIN.
5. PARAPET COPING CAP.
6. RAISE (E) SKYLIGHT ON NEW CURB TO ALLOW FOR PROPER FLASHING.
7. REPLACE (E) SKYLIGHT.
8. PROVIDE BROAN-NUTONE MODEL 'RVK1A' ROOF VENT KIT. MATCH (E) FREE OPEN AREA. FIELD VERIFY EXISTENCE OF SCREEN MESH AND INTEGRAL BACKDRAFT DAMPER AND MATCH (E).
9. PROVIDE LOREN COOK MODEL 'PR' GRAVITY VENT ON NEW ROOF CURB TO ALLOW FOR PROPER FLASHING. MATCH (E) FREE OPEN AREA.
10. REPLACE (E) VENT TOP AND RAISE TO ALLOW FOR PROPER FLASHING.
11. REMOVE PITCH POCKET AT (E) ELECTRICAL DISCONNECT AND LIQUID FLASH.
12. MOUNT ELECT. EQUIPMENT ON GALV. UNISTRUT CHANNEL RACK AND (2) MIFAB/C-PORT MODEL 'CXW' SUPPORTS.
13. PREFINISHED METAL WALL CAP W/ 4-WAY SLOPE.
14. PROVIDE NEW ROOF CURB SIZED FOR (E) MECH. EQUIP.
15. PROVIDE EXTENSION AT (E) PLUMBING STACK W/ (2) 90 DEGREE BENDS.
16. FILL (E) WEATHERHEAD OPENING W/ FOAM, SEAL W/ FLASHING MASTIC AND POLYUREA.
17. RAISE (E) HVAC UNIT AND REBUILD ROOF CURB TO ALLOW FOR PROPER FLASHING. REPLACE (E) DUCTWORK AS REQUIRED.

Breckenridge

g r o u p

a r c h i t e c t s

p l a n n e r s

1735 e ft. lowell rd. #12

tucson arizona 85719

520.882.9944

Amphitheater Public Schools

Mesa Verde Elementary School

Roof Replacement

SFB Project No.: 100210116-9999-039-BRG

REGISTERED ARCHITECT

CERTIFICATE NO. 17695

KLINT D. BRECKENRIDGE

Architect

09/16/21

REGISTRATION EXPIRATION DATE: 3/31/2023

PROJECT NO. 17.14.60

DATE: SEPTEMBER 2021

REVISION SCHEDULE:

#	DATE	DESCRIPTION	ISSUED TO

DRAWN BY: SC

CHECKED BY: KDB


THIS DRAWING IS NOT TO BE USED FOR CONSTRUCTION PURPOSES UNTIL SEALED AND SIGNED BY ARCHITECTS OF BRECKENRIDGE GROUP INC. ARCHITECTS, PLANNERS, OR DESIGNATED CONSULTANTS.

DRAWINGS ARE COPYRIGHTED BY BRECKENRIDGE GROUP ARCHITECTS / PLANNERS. ANY REPRODUCTION OR REUSE WITHOUT WRITTEN PERMISSION IS STRICTLY FORBIDDEN.

Roof Plan (North)

A2.1





PROJECT NO.:  
17.14.60

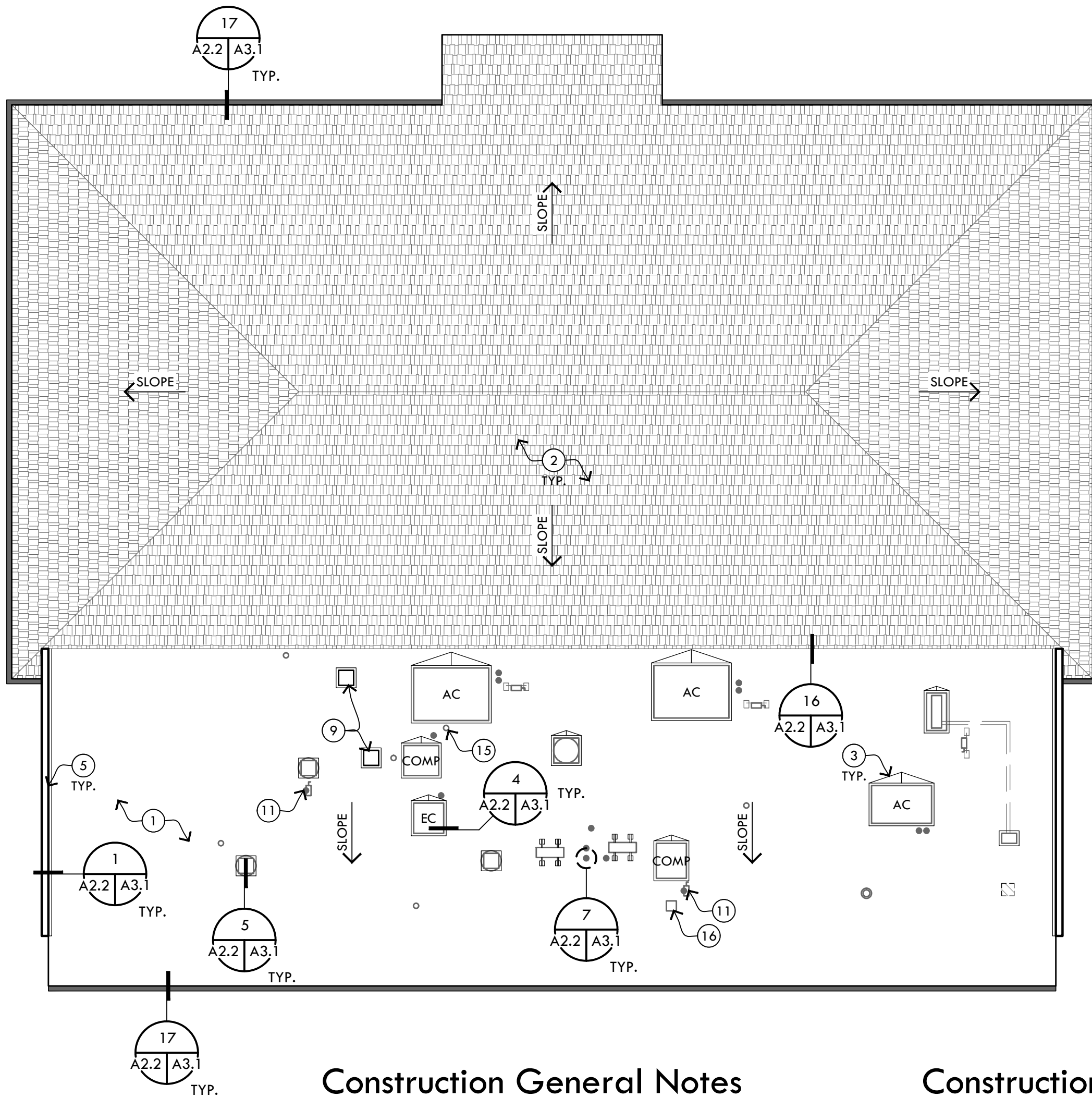
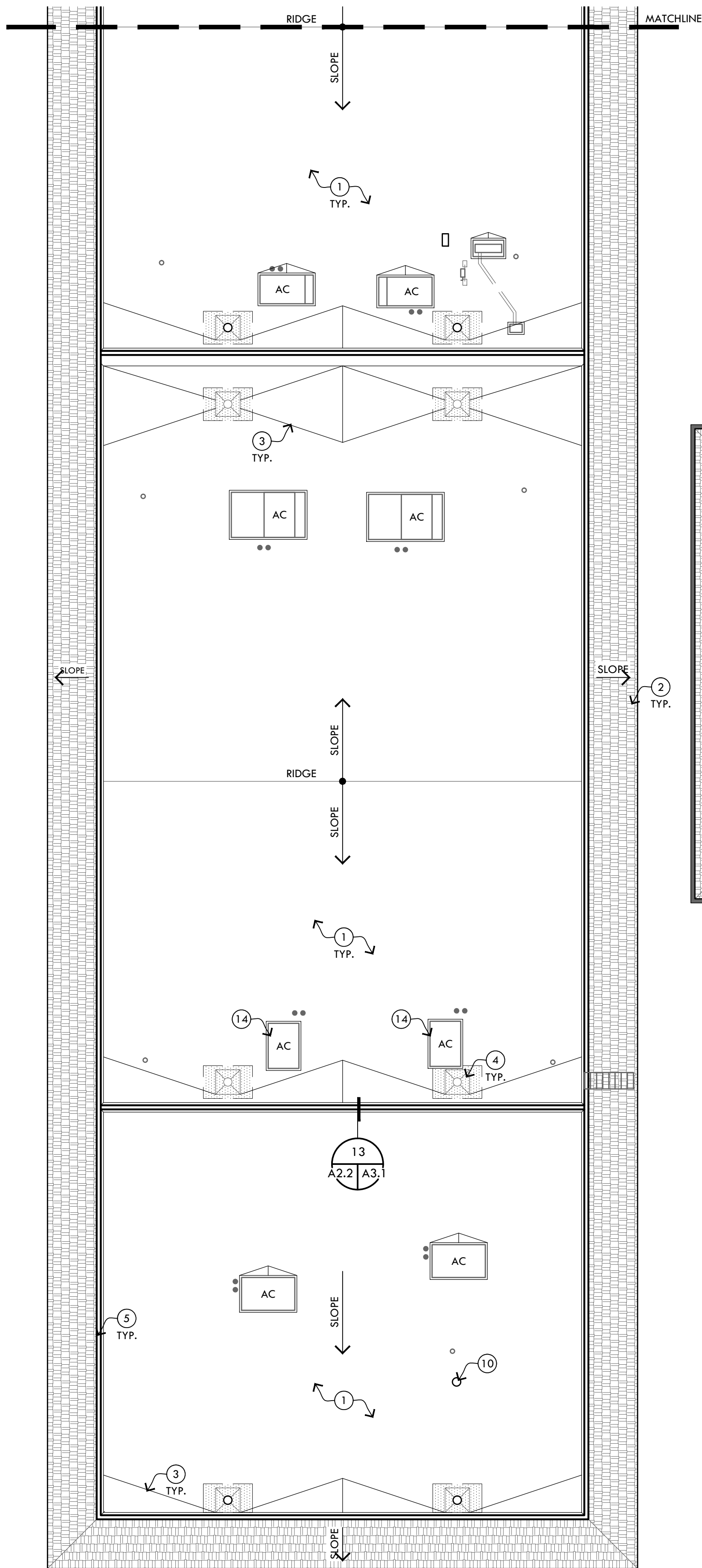
DATE:  
SEPTEMBER 2021

REVISION SCHEDULE:		
#	DATE	DESCRIPTION

DRAWN BY: SC  
CHECKED BY: KDB

THIS DRAWING IS NOT TO BE USED FOR  
CONSTRUCTION PURPOSES UNTIL SEALED AND SIGNED BY  
ARCHITECTS OF BRECKENRIDGE GROUP INC., ARCHITECTS /  
PLANNERS, OR DESIGNATED CONSULTANTS.

DRAWINGS ARE COPYRIGHTED BY BRECKENRIDGE GROUP  
ARCHITECTS / PLANNERS. ANY REPRODUCTION OR REUSE  
WITHOUT WRITTEN PERMISSION IS STRICTLY FORBIDDEN.



## Construction General Notes


- CONTRACTOR SHALL TAPE CHARCOAL FILTER ROLLS OVER AIR INTAKES AND SHUT OFF FRESH AIR INTAKES ON HVAC UNITS DURING ROOFING INSTALLATION.
- PROVIDE CONDUIT WITH WEATHERHEAD AT CABLE PENETRATIONS AND LIQUID FLASH.
- REMOVE ALL WOOD AND PVC BLOCKS SUPPORTING DUCTWORK AND PIPING/CONDUIT. ALL DUCTWORK AND PIPING/CONDUIT ON ROOF SHALL BE SUPPORTED USING FACTORY FABRICATED ASSEMBLIES OF SOLID BASE POLYCARBONATE, HIGH DENSITY POLYPROPYLENE PLASTIC, RECYCLED TIRE RUBBER, OR GALVANIZED OR STAINLESS STEEL. SUPPORT ASSEMBLIES SHALL BE VERTICALLY ADJUSTABLE TO ACCOMMODATE SLOPE AND REQUIREMENTS OF THE PROJECT. COORDINATE WITH MANUFACTURER'S REPRESENTATIVE FOR SELECTIONS. FIELD VERIFY PIPING MATERIALS, SIZES, DUTY, LOCATIONS, AND ROOF TYPE. PROVIDE LOOSE-FITTING PIPE CLAMPS AT EACH PIPE SUPPORT; CLAMPS SHALL NOT RESTRICT MOVEMENT OF PIPING. APPROVED MANUFACTURERS: C-PORT/MIFAB (MIFAB.COM), MAPA (MAPAPRODUCTS.COM), MIRO (MIROIND.COM), PHP (PHPSD.COM). PROVIDE SLIP SHEET UNDER ALL EXISTING AND NEW SUPPORTS. EXTEND SLIP SHEET 1/2" BEYOND SUPPORTS.
- REMOVE ALL PLASTIC CONDENSATE DRAIN PIPING. ALL CONDENSATE DRAIN PIPING ON ROOF SHALL BE TYPE 'M' HARD DRAWN COPPER WITH WROUGHT COPPER FITTINGS. AT CONNECTION TO EACH UNIT PROVIDE DIELECTRIC UNION, TRAP, AND OPEN BREATHER TEE ON DISCHARGE SIDE OF TRAP. SLOPE DRAIN PIPING MIN. 1/4" PER FOOT TO APPROVED DRAINAGE LOCATION. PAINT WHITE.
- REMOVE ALL PLASTIC ROOF DRAIN DOMES AND PROVIDE CAST IRON ROOF DRAIN DOMES AT ALL ROOF DRAINS AND OVERFLOWS.
- TEST ALL ROOF DRAINS FOR CLOGS PRIOR TO JOB START. CONTRACTOR SHALL BE RESPONSIBLE FOR ALL ROOF DRAINS TO BE IN WORKING CONDITION UPON PROJECT COMPLETION, AND PRIOR TO FINAL INSPECTION.
- FLOOD COAT A 4-FOOT BY 6-FOOT AREA AROUND ALL DRAINS AS RECOMMENDED BY ROOFING MANUFACTURER. FLOOD COAT BIRD BATH AREAS IF DISCOVERED.

## Construction Keynotes


- ROOFING ON COVER BOARD ON ROOF INSULATION.
- ASPHALT SHINGLES ON UNDERLAYMENT.
- TAPERED INSULATION CRICKET - SLOPE 1/2" IN 12" MIN.
- TAPERED INSULATION SUMP AT (E) ROOF DRAIN.
- PARAPET COPING CAP.
- RAISE (E) SKYLIGHT ON NEW CURB TO ALLOW FOR PROPER FLASHING.
- REPLACE (E) SKYLIGHT.
- PROVIDE BROAN-NUTONE MODEL 'RVK1A' ROOF VENT KIT. MATCH (E) FREE OPEN AREA. FIELD VERIFY EXISTENCE OF SCREEN MESH AND INTEGRAL BACKDRAFT DAMPER AND MATCH (E).
- PROVIDE LOREN COOK MODEL 'PR' GRAVITY VENT ON NEW ROOF CURB TO ALLOW FOR PROPER FLASHING. MATCH (E) FREE OPEN AREA.
- REPLACE (E) VENT TOP AND RAISE TO ALLOW FOR PROPER FLASHING.
- REMOVE PITCH POCKET AT (E) ELECTRICAL DISCONNECT AND LIQUID FLASH.
- MOUNT ELECT. EQUIPMENT ON GALV. UNISTRUT CHANNEL RACK AND (2) MIFAB/C-PORT MODEL 'CXW' SUPPORTS.
- PREFINISHED METAL WALL CAP W/ 4-WAY SLOPE.
- PROVIDE NEW ROOF CURB SIZED FOR (E) MECH. EQUIP.
- PROVIDE EXTENSION AT (E) PLUMBING STACK W/ (2) 90 DEGREE BENDS.
- FILL (E) WEATHERHEAD OPENING W/ FOAM, SEAL W/ FLASHING MASTIC AND POLYUREA.

## Symbol Legend

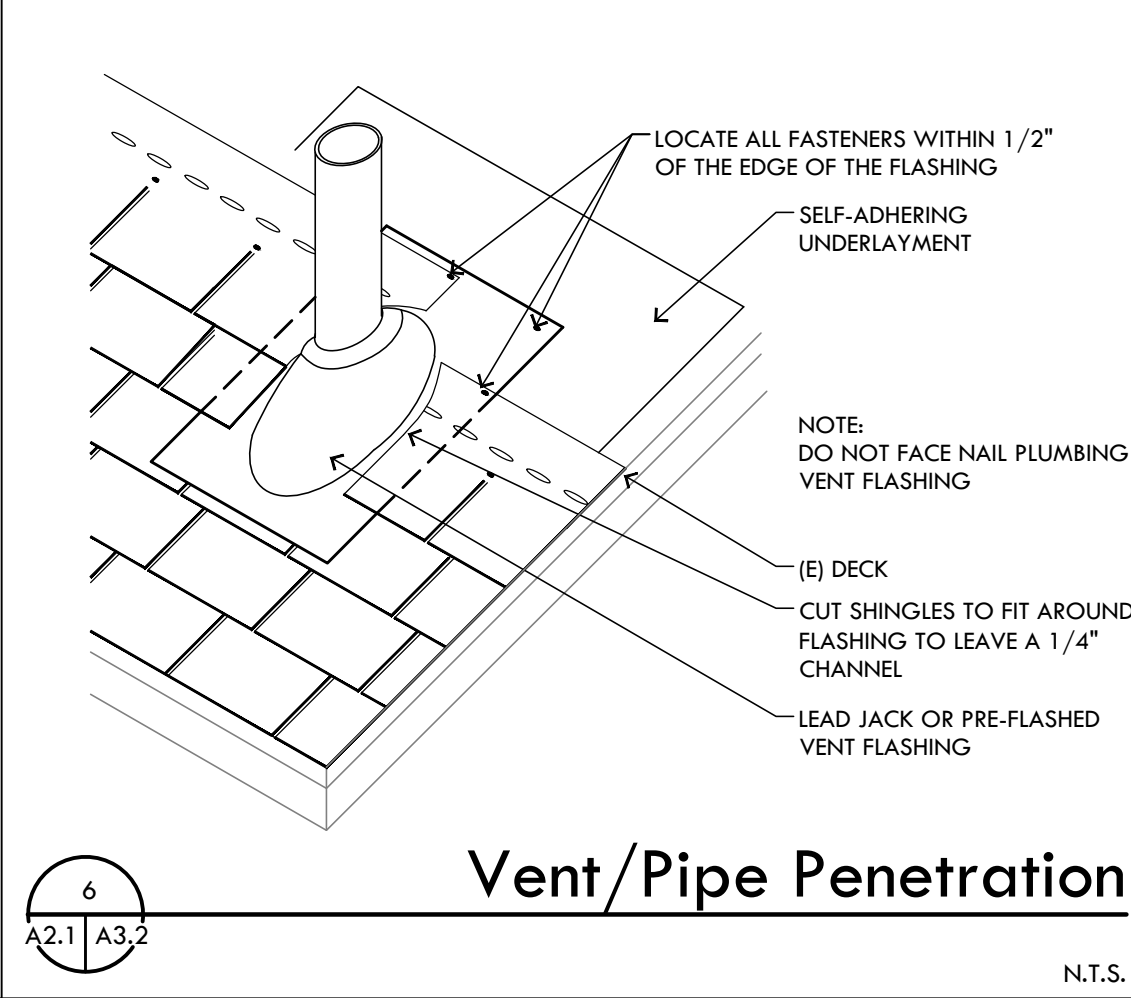
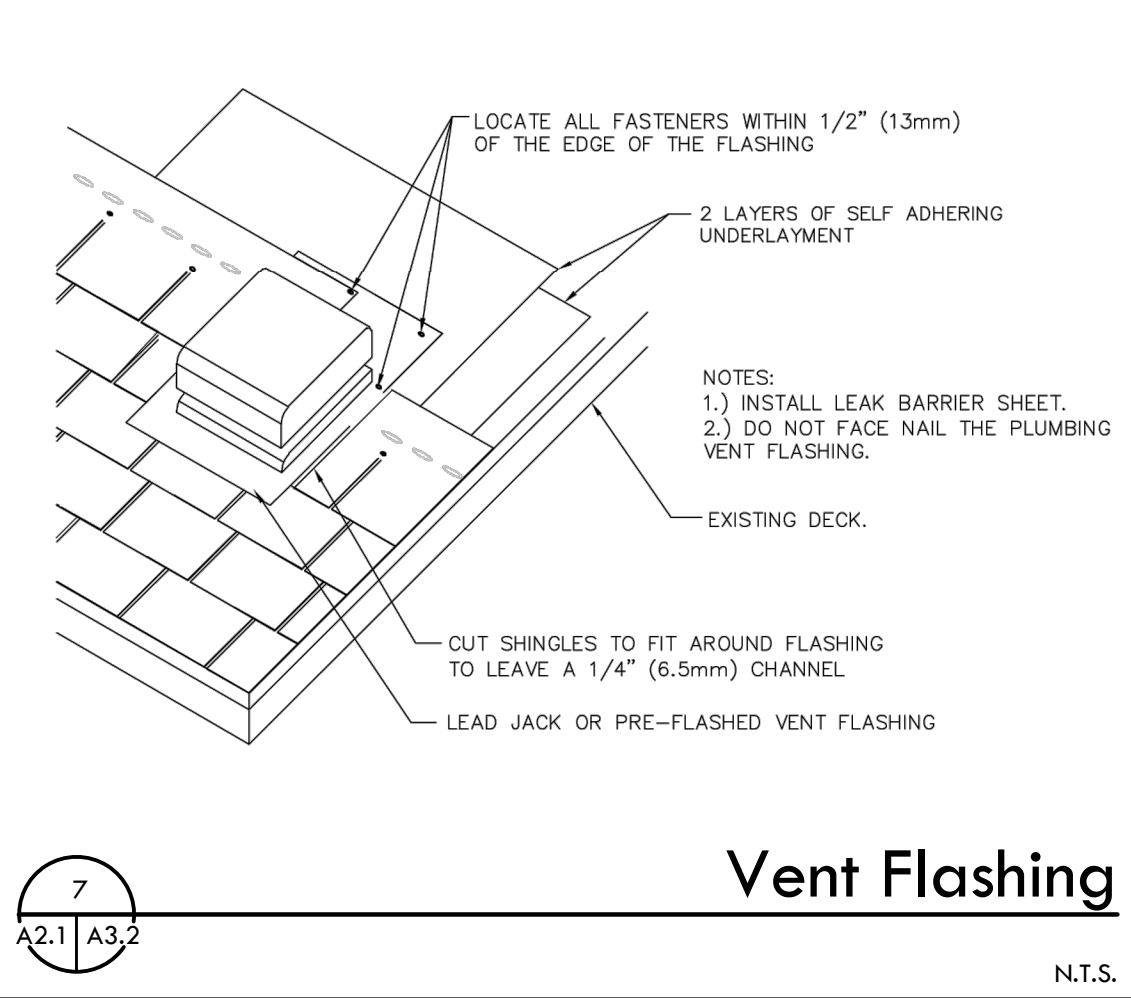
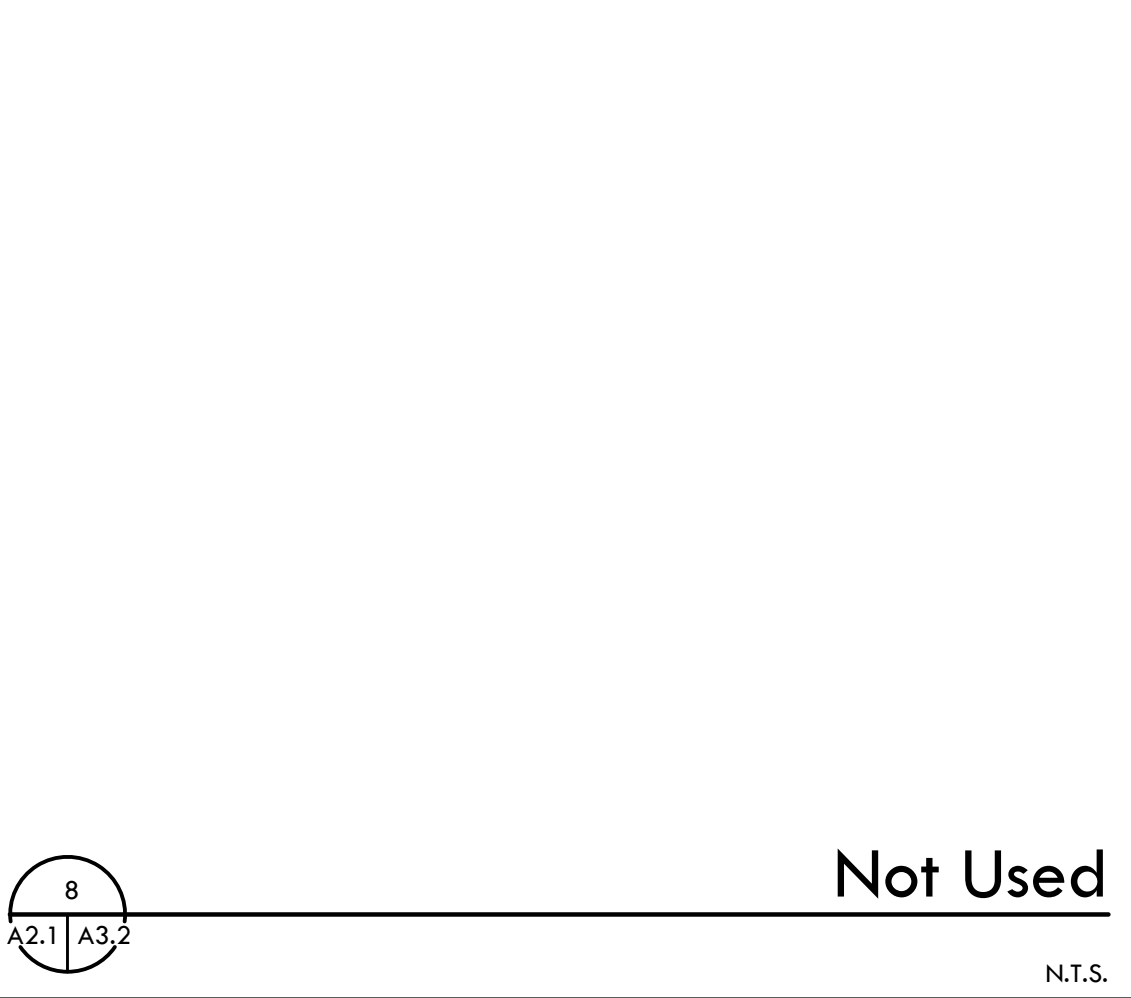
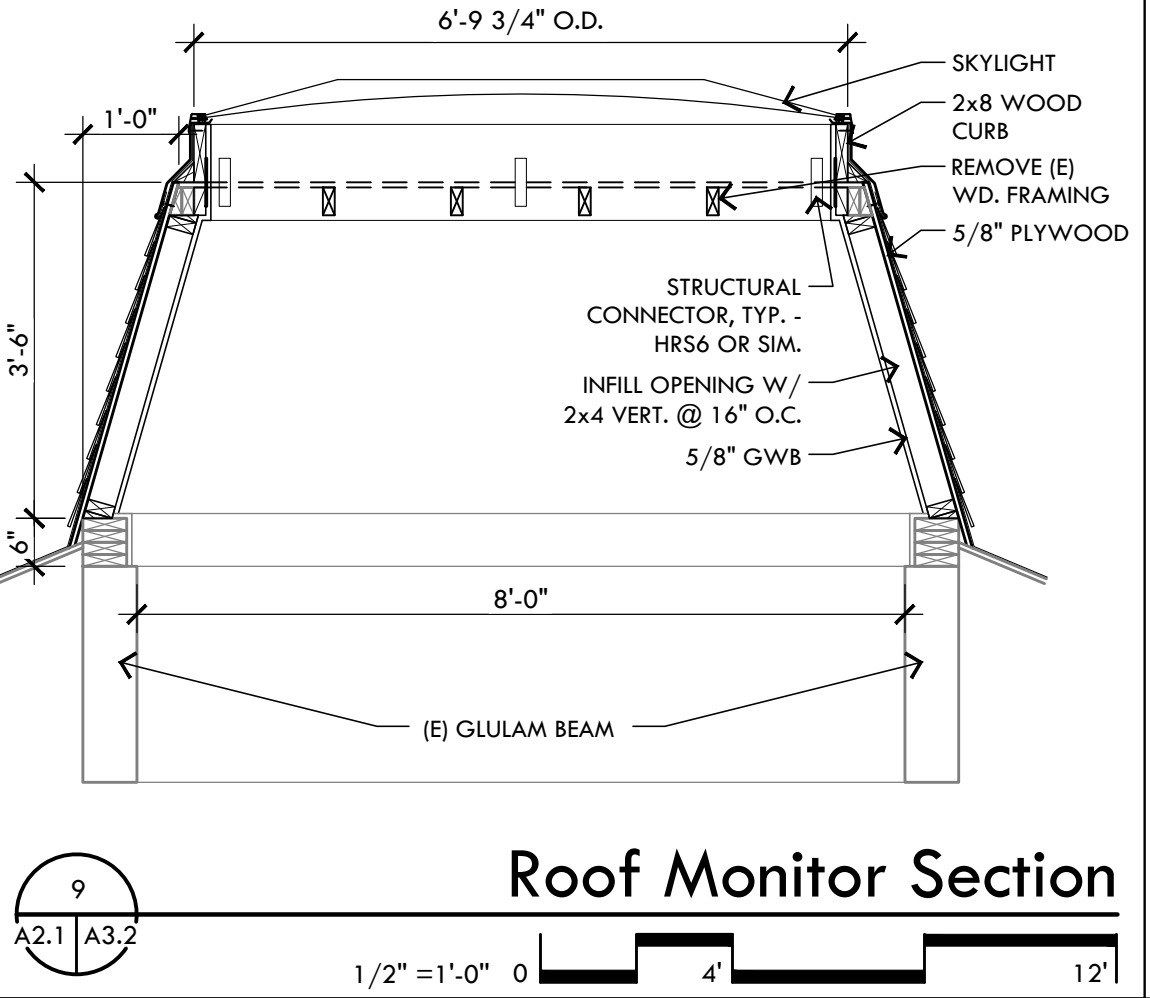
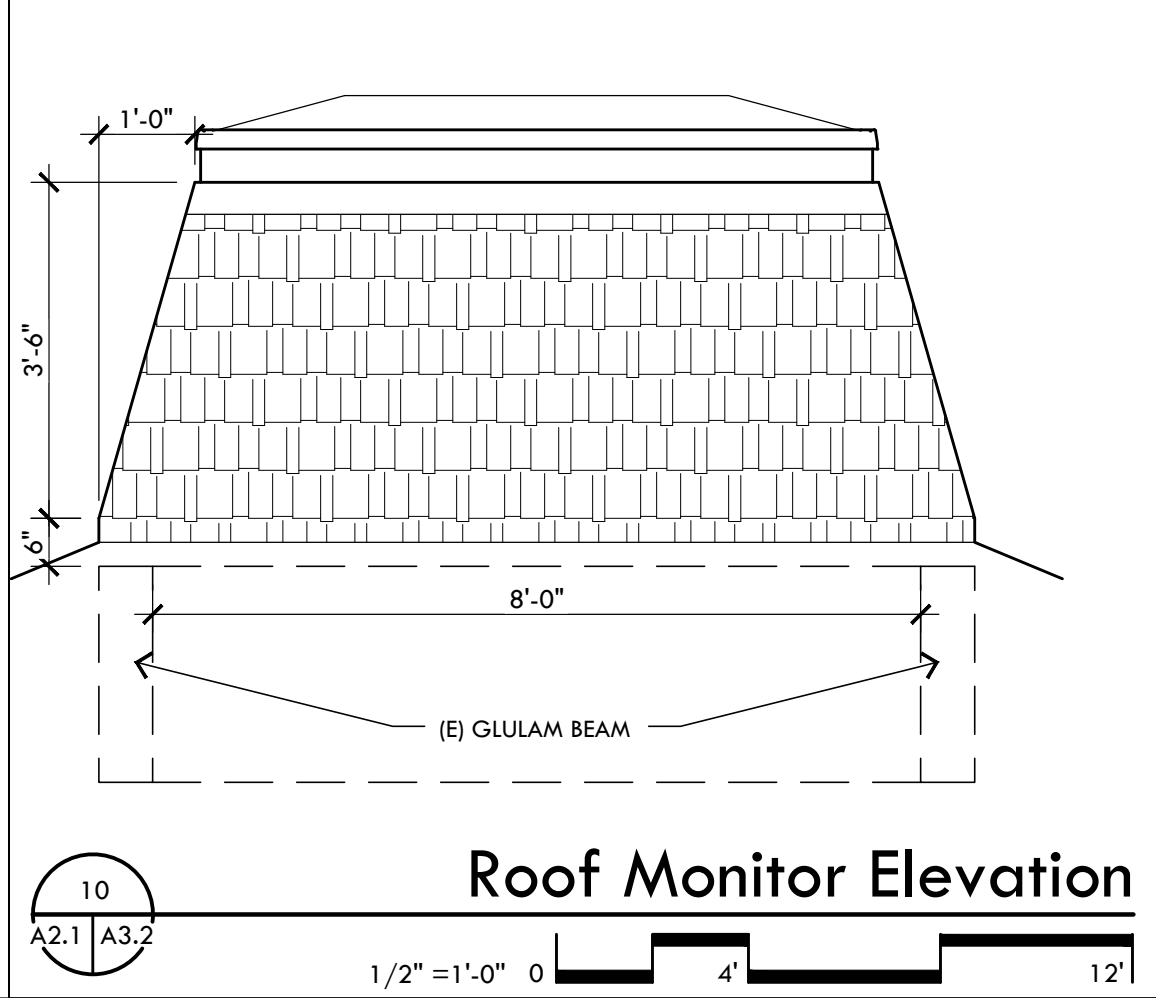
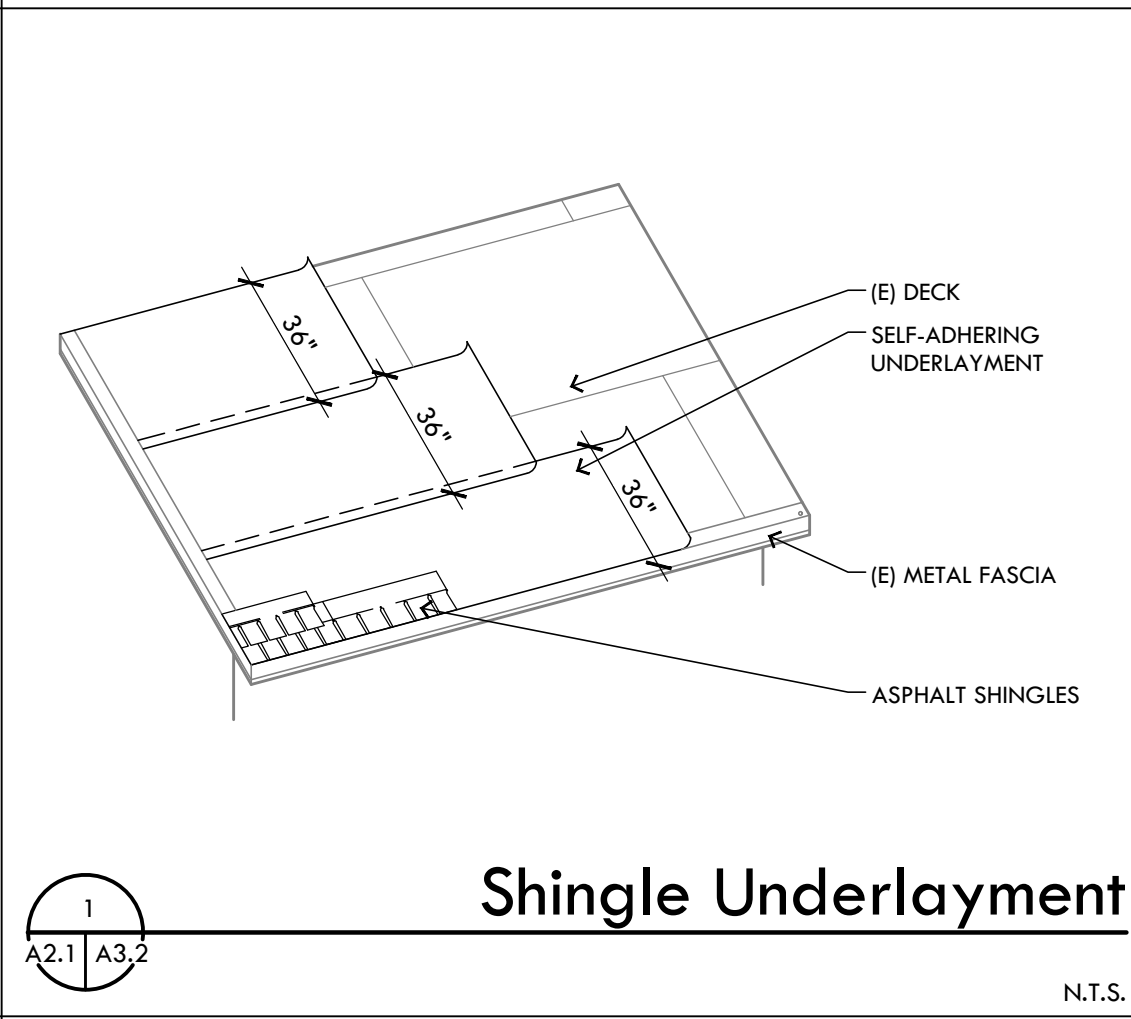
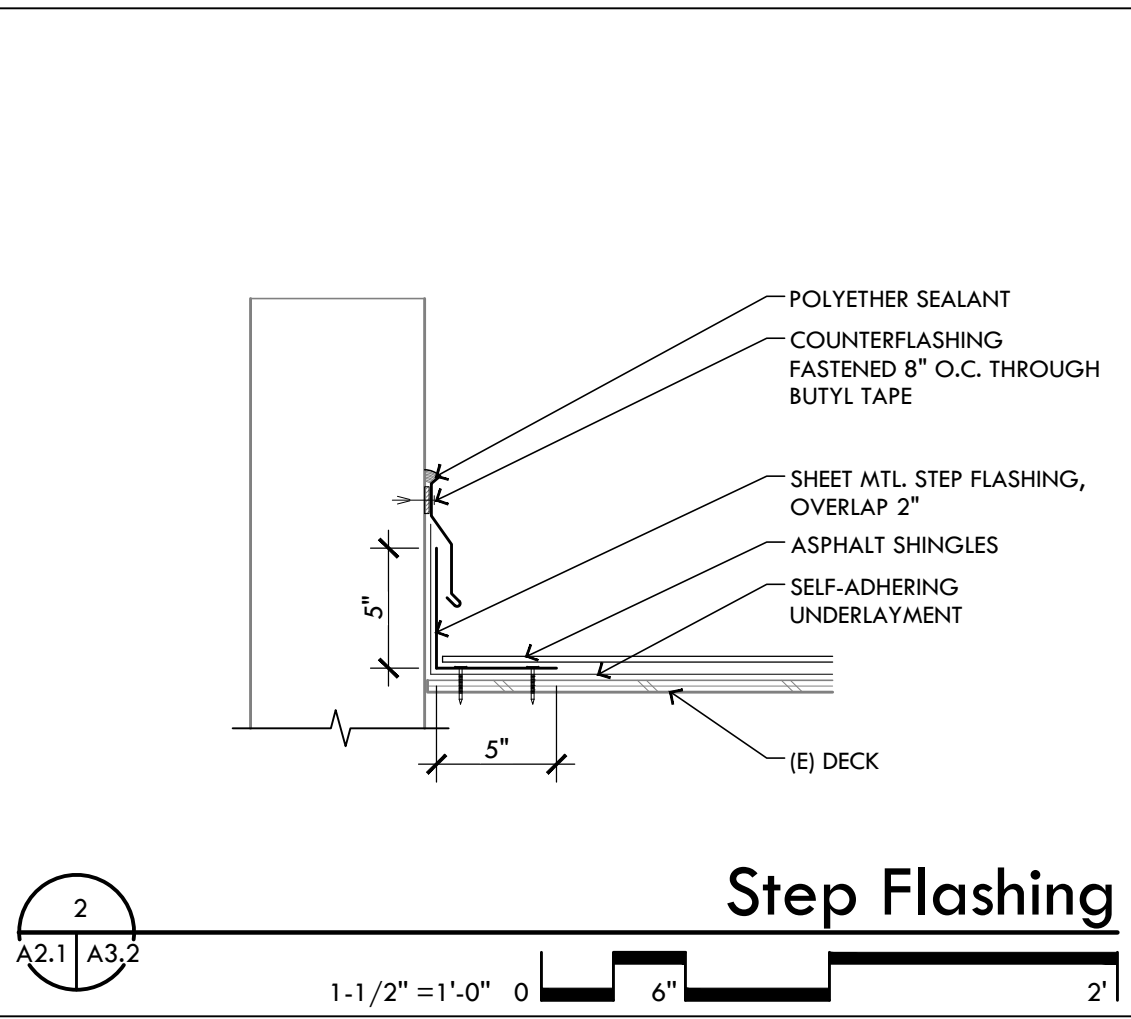
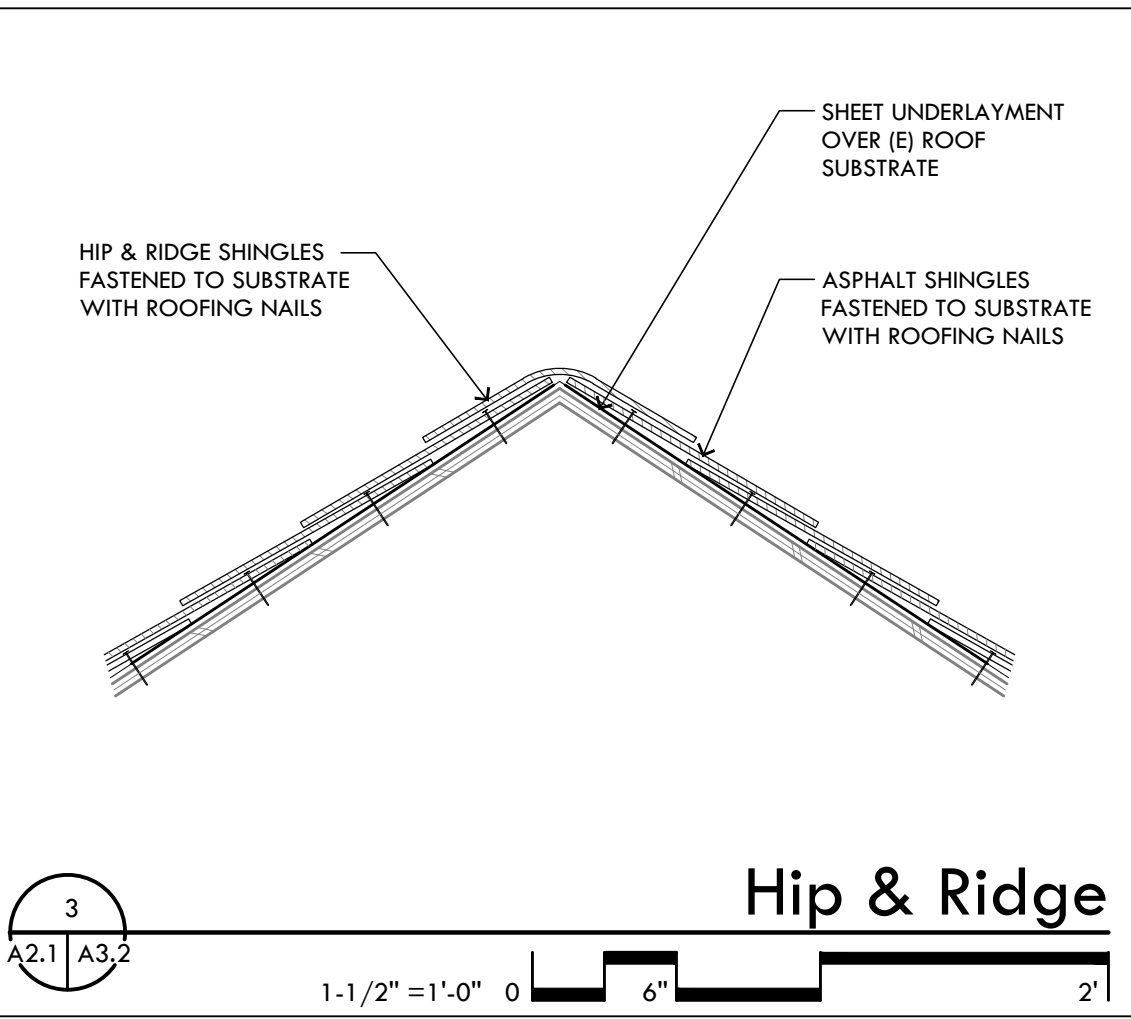
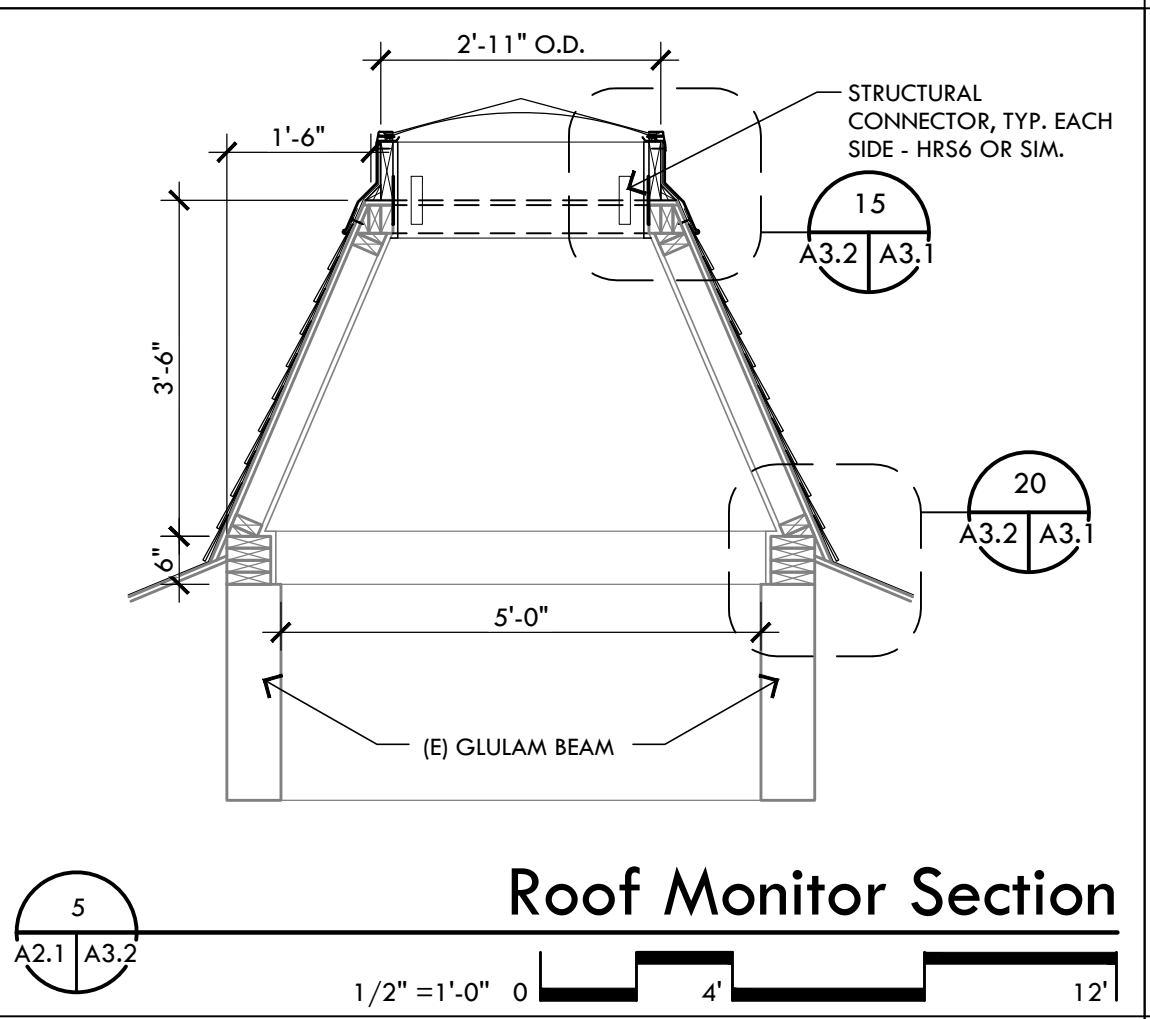
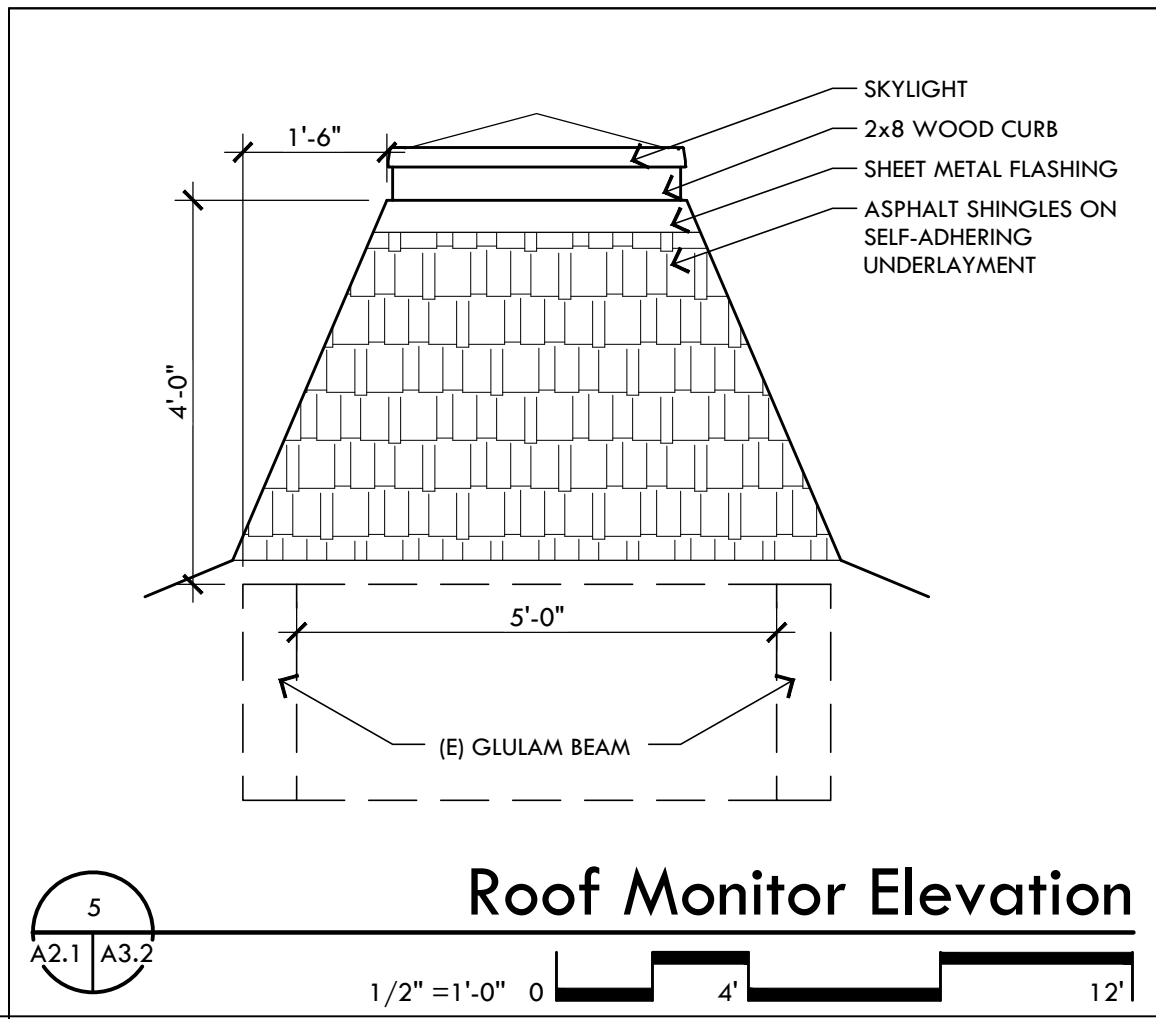
- PLUMBING STACK
- CONDUIT/PIPE PENETRATION
- ROOF DRAIN/OVERFLOW
- EXHAUST
- PASSIVE VENT/AIR INTAKE
- AIR CONDITIONING UNIT
- EVAPORATIVE COOLER
- SKYLIGHT
- FLOOD COAT
- DISCONNECT SWITCH
- ROOF MOUNTED CONDUIT/PIPING



Roof Plan (South)  
1" = 10'-0" 0 10' 30'



CHECKED BY:  
DRAWN BY:



**Breckenridge**  
architects  
planners

1735 e ft. lowell rd. #12  
tucson arizona 85719  
520.882.9944

**Amphitheater Public Schools**  
**Mesa Verde Elementary School**  
**Roof Replacement**  
SFB Project No.: 100210116-9999-039-BRG

REGISTERED ARCHITECT  
KIMOT D.  
BRECKENRIDGE  
17695  
09/16  
REGISTRATION EXPIRATION DATE: 3/31/2023

PROJECT NO.: 17.14.60

DATE: SEPTEMBER 2021

REVISION SCHEDULE:		
#	DATE	DESCRIPTION

DRAWN BY: SC  
CHECKED BY: KDB

THIS DRAWING IS NOT TO BE USED FOR CONSTRUCTION PURPOSES UNTIL SEALED AND SIGNED BY ARCHITECTS OF BRECKENRIDGE GROUP INC., ARCHITECTS / PLANNERS, OR DESIGNATED CONSULTANTS.

DRAWINGS ARE COPYRIGHTED BY BRECKENRIDGE GROUP ARCHITECTS / PLANNERS. ANY REPRODUCTION OR REUSE WITHOUT WRITTEN PERMISSION IS STRICTLY FORBIDDEN. ©

**Details**

**A3.2**